

# LONG DISTANCE RESULTS

How come so few results? Well...we had a choice! Either this issue was going to be another couple of weeks in getting out, or I was going to try and get a big chunk out now and then follow up with another issue in 3-4 weeks hopefully. Since there are so many race results to catch up on, the next issue will be largely just that--roadrace results. The schedule will also be extended a month or two, with any additions also noted. So, we're sorry we don't have much room for LDR results this time around...next time we'll give you an overdose. Also, you will note that we're eliminating writeups for the most part on all our results...primarily so we can cover more races, although because there are so many we may not go quite as deep as before. We've found that people (for the most part) would rather see a list of results than read a story on the race and fewer actual names listed. What do you think? CODING: \* = Master; F = Woman.

**HOOK & LADDER 10K** (Aug. 19, San Francisco): 1-David Palmer/Un 32:20, 2-Tim Morse/ETC 32:28, 3-Batz/SFFD 33:30\*, 4-Hurtado/OPD 33:45, 5-Gustafson/SFFD 33:46, 6-McAbee/PMK 33:51\*, 7-Stefani/SFFD 33:58, 8-J.Batz/PMK 34:07, 9-O'Leary/SFFD 34:12, 10-T.Darling/UCSB 34:14, 11-Sobsey/DSE 34:16, 12-DeGlymes/OFD 34:29, 13-Bates/CDF 34:36, 14-Deschler/ETC 34:38, 15-Eshia/PMK 34:42...31-Diane Killen 36:03F, 33-Ryan/SFFD 36:28\*, 48-Garry/SFFD 37:37\*, 51-Millard/SFFD 38:01\*, 52-Ullyot/WVTC 38:01F, 107-Nelson/Un 42:10F...411 finishers. /Tim O'Brien/

**SILVER STATE MARATHON** (Sep. 2, Washoe Valley, Nev.): 1-Pawlak 2:35:36, 2-Lincicome 2:39:02, 3-Starck 2:41:31, 4-Hernandez 2:42:38, 5-Bevens 2:47:55\*, 6-Bryan/WVTC 2:48:20\*, 7-Daniels 2:50:03, 8-Doser 2:50:53, 9-Hedges 2:53:06, 10-Ko11/WVTC 2:54:48, 11-Stansauk 2:55:52, 12-Scellato 2:56:39, 13-Schaefer 2:56:51, 14-Morrissey 2:56:57, 15-Angell 2:57:07, 16-Sylvester 2:58:40, 17-Hicks 2:58:50, 18-Higgins 2:59:08, 19-Helgerson 2:59:57, 20-Fitzpatrick 3:00:05...25-Treacy/PMK 3:03:11\*, 27-Brinkema 3:04:24\*, 30-Pauwels(60) 3:05:27\*, 36-Waggoner 3:08:22\*, 37-Chase 3:08:31\*, 88-Nancy Berndt 3:23:21F, 105-Mack 3:29:17F, 106-King 3:30:05F, 112-Shaw 3:32:15F...330 finishers. /Brady/

**SUGAR CITY FUN RUN** (Sep. 8, Crockett): /10K, hilly, hot!!/ 1-Peanut Harms/AGRC 31:23, 2-Corona 32:45, 3-Searls 33:20, 4-Pawlak 33:23, 5-Kotchever 34:03, 6-Watts 35:01, 7-Monteverde 35:21, 8-Larson 35:54, 9-Scott 36:03, 10-Stein 36:10...19-Mary Gaffield/ECHS 38:35 (note--results show no age or sex of finishers so we won't attempt to identify top masters/females).

**GOLDEN STATE WOMEN'S 10K** (Sep. 8, Sacramento): 1-Patty Hoseit 38:39, 2-Heike Skaden 38:57, 3-Carter/RTC 39:31, 4-Burleson/CRC 40:53, 5-Schreder 42:08, 6-E. Schreder 43:27, 7-Heide Skaden 45:54\*, 8-Taylor 45:56, 9-McKillop 45:59, 10-Bispo 46:15...16-Fong 47:45\*, 18-Odell 48:13\*, 22-Hinsdale 49:54\*...63 finished. /Fleet Feet/

**COUNTRY FAIR DAY RUN** (Sep. 16, San Anselmo): /4.44 Mi./ 1-Rod Berry/WVTC 22:48, 2-Demarais/MR 23:30, 3-Degan 24:04, 4-Johnston 24:34, 5-Moore 25:32, 6-Tardy 25:37, 7-Ridout 25:38, 8-Jones 25:50, 9-Hannaford 25:58, 10-Handerson 26:12...20-Basham 27:35\*, 32-Jones 28:48\*, 33-Melinda Creel 28:51F, 38-Jacques 29:29\*, 44-Martin 30:05F, 55-Wilson 30:59F, 72-Hannaford 31:47F, 88-Parliaman 32:50F\*...238 finishers. /Barry Spitz/

**NATL. AAU 50K** (Sep. 16, Brattleboro, VT): 1-John Cederholm/BAA 2:56:43, 2-F. Mueller/CPTC 2:59:05\*, 3-Bellah/WSAC 3:00:44, 4-Fetscher/WSAC 3:01:03, 5-Tetreault 3:01:34, 6-Cleary/Millrose 3:02:21...9-Bozanic/CA 3:03:39...Team: CPTC. /Pete Cava/

**LAKE TAHOE 72-MILER** (Sep. 21, Lake Tahoe): 1-Prewitt/Ore 9:55:02, 2-C.Ferguson/Idaho 10:29:19, 3-D.Ferguson/Idaho 10:31:43\*, 4-Kovacs/TRAC 10:48:51\*, 5-Williams 10:48:55, 6-Miller 10:48:55, 7-M.Reese 10:54:46, 8-Hedges 11:14:52, 9-Zumwalt 11:22:12, 10-Shepich 11:23:25, 11-Branham/WVTC 11:27:13\*, 12-Gailson 11:39:50, 13-Eileen Waters/SDTC 11:43:22F...17-McManus 13:11:47\*, 18-Davis 13:16:46\*, 20-Letl 13:36:40\*, 21-Conners 13:37:37F...73 started & 44 finished. /Charlie Mersereau/

**AVON WOMEN'S INTERNATIONAL MARATHON** (Sep. 22, Waldniel, W.G.): 1-Joyce Smith/Eng(42) 2:36:27\*, 2-Merritt/US 2:39:43, 3-Gould/Eng 2:40:37, 4-Hassal/Australia 2:42:04, 5-Guerin/US 2:42:44...Doppes/US 2:46:38...Peterson/US 2:53:...Ullyot/WVTC 2:54:50...Kiddy/US 2:56:14\*...Gorman/US 2:56:55\*...36 under 3 hours. We don't have complete results, but will print other U.S. finishers if we receive them. Joyce Smith set a world masters record, breaking Miki Gorman's 2:39:11. /Nat'l. Masters News/

**RUN TO THE CREEK 10K** (Sep. 23, Aptos): 1-Dan Gruber/AGRC 30:26, 2-Sequieros 31:38, 3-Hurst/WVTC 32:23, 4-McConnel 32:55, 5-Vasquez 34:06, 6-Silva 34:11, 7-Vedder 34:13, 8-Grellman 34:16, 9-Grieco 34:28, 10-Pruitt 34:55, 11-Fails 35:00, 12-Jansen 35:15, 13-S.Goettelmann/WVTC 35:16, 14-Driscoll 35:24, 15-Shartle 35:26...20-Sue Munday 36:14F, 23-Liettko/WVJ 36:26\* 38-Martin/WVJ 38:38, 39-Steelman 38:40\*, 62-Jacobson 40:43F, 70-Bridgman 42:07F, 72-Baer 42:30F...190 finished. /Fritz Watson & Ben Sawyer/

**ACORN RUN** (Sep. 23, Oakland): /6.86 Mi./ 1-Quintana 32:33.4, 2-Franklin/WVTC 33:02, 3-Mina/AGRC 33:40, 4-Periman 33:47, 5-Jewett/ETC 33:48, 6-Casey/ETC 35:37, 7-Gallagher 36:24, 8-Van Otten 36:42, 9-Gin 36:55, 10-Moresi 36:57, 11-Feasley 37:05, 12-Barnett 37:11, 13-Yee 37:22, 14-Sobsey 37:24, 15-Peregoy 37:36...29-Grabowski 39:07\*, 31-Ball 39:16\*, 32-Alacantas 39:20\*, 36-Farkas 39:38\*, 39-Baker 40:09\*, 57-Jill Ellingson 41:41F, 61-Prudhomme 41:52F, 71-Casey/ETC 42:26F, 85-McMullin 43:25F, 88-Crans 43:37F...399 finished. /Taketa & Welpton/

**MICHIGAN "50"** (Sep. 23, Copper Harbor, MI): /50 Mi./ 1-Bozanic 5:05:37 (No. American Rcd.), 2-Naslund 5:24:43, 3-Olson 5:39:55\*, 4-Riske 5:44:36, 5-Jackson 5:51:54...7-Sue Ellen Trapp 6:12:12F (No. American Woman's Rcd.)...14-Don MacIntosh /SF 6:44:16\* (4th master), 15-Barner 6:44:16...45 finishers. /Don MacIntosh/

**FORERUNNER GOLDEN GATE WOMEN'S 10K** (Sep. 29, San Francisco): 1-Marilyn Taylor/WVTC 38:50, 2-V. Bigelow/AGRC 39:04\*, 3-Rudolf/WVTC 39:39, 4-Gustafson/WVTC 40:44, 5-Whittingslow/WVTC 41:24, 6-Key/WVTC 41:30(1st Jr.), 7-Rankin 41:36, 8-Provo1 41:51, 9-Wellis 42:14, 10-Casey/ETC 42:32, 11-Burns/NCS 42:58, 12-Blake 43:01, 13-Ko1b/WVTC 43:03, 14-Kutulas 43:26, 15-Menz 43:27...22-Ray 44:35\*, 23-Brieger/NCS 44:46\*, 39-Houston/NCS 48:30\*...85 finishers. /Belzer, Notch, Vinella-Brusher/



(L) Marilyn Taylor, winner of the Forerunner's 10K in 38:50. /Jim Engle/ (R) Vicki Bigelow pushed Taylor in winning the masters title, taking second overall. /John Sheretz/

**NAT'L AAU (DIET PEPSI) 10K** (Sep. 29, Purchase, NY): - Local placers in their various divisions were: Men's 36-49: (3) Weymouth Kirkland 32:32; Men's 50+: (2) Jim O'Neil/BC 35:14.3 (3/10ths sec. behind division winner); Women's 50+: Frances Sackerman/NCS 42:03. 1-Lindsay/UCTC 38:34.2, 2-Staynings 28:36, 3-Wells/AW 28:37, 4-Virgin/SLTC 28:45, 5-Thomas/GBTC 28:53...7-Rodgers/GBTC 29:04, 11-Hart/WVTC 29:16, 14-Sandoval /AW 29:34 (20 under 30 min.). /Pete Cava, Jim O'Neil/

**BERKELEY WATERFRONT RUN** (Oct. 6, Berkeley): /5.09 Mi./ 1-Sea-ber/WVTC 25:50, 2-Geiken 26:16, 3-Brooks/WVTC 26:18, 4-Castro nt, 5-De Araujo 26:42, 6-Guthrie/WVJ 26:54\*, 7-Stordahl 27:14, 8-Robinson 27:22, 9-Lewis/TRAC 27:40\*, 10-Timmerman 27:47, 11-Casey/ETC 27:54, 12-Schieffer 27:57, 13-Gowen 28:07, 14-Armstrong/WVTC 28:12, 15-Zimmerman 28:16...21-Smith/50+ 28:37\*, 31-Van Zant/WVJ 29:33\*, 38-Williams 29:56\*, 39-Huff 29:57\*, 74-Sue Brusher 31:45F, 76-Randall 31:50F, 84-McMullin 32:29F, 88-Gustafson 32:59F...134-Brieger 36:13F\*...239 finishers. /The Athletic Dept./



**PA-AAU ONE HOUR RUN** (Oct. 6, San Bruno - Skyline JC): /windy w/scattered showers/ 1-Bob Darling/ETC 11-1178, 2-Watson/WVTC 11-764, 3-Muela/ETC 11-128, 4-Hines/ETC 10-1577, 5-Bowles/MW 10-991\*, 6-Moore/ETC 10-642, 7-Machscheffes/ETC 10-449, 8-McAbee/PMK 10-281\*, 9-Chaffee/ETC 10-148\*, 10-Provo/ETC 9-1394, 11-Marilynn Harbin/MW 9-86F\* (PA Rcd.), 12-Pam Provo/ETC 8-1173F, 13-King/ETC 8-389F...16 finishers. Teams: Excelsior TC won Sr. Men's & Women's titles (no other teams). /Marn/

**SALINAS SKYCLIMB** (Oct. 6, Salinas): /7.5 Mi./ 1-Gil Munoz 48:45(Rcd), 2-Pawlak 50:53, 3-Dameron 53:26, 4-Tierrafria 53:55, 5-Hennessy 54:19, 6-Davidson 54:35, 7-Hart/WVTC 54:36...18-Brazil 59:29\*, 19-Bieber 59:35\*, 22-Flodberg/WVJ 60:03\*, 38-Sally Edwards/FF 62:38F, 50-Chavez 65:50F...112 finished. /Dugdale/

**SAN FRANCISCO HALF-MARATHON** (Oct. 7, San Francisco): 1-Gary Blume/Cal 66:03, 2-Romesser/AGRC 72:38, 3-Rotkis 73:19, 4-Conroy/ETC 74:17, 5-Haskett 74:38, 6-Nona 75:16, 7-Gehrig 76:29, 8-Stark 76:31, 9-Armstrong 77:23, 10-Stevens 77:44, 11-McNab 77:47, 12-Vivian Soderholm/WVTC 78:04F, 13-Twesten 78:38, 14-Addison 79:00, 15-Henderson 79:08, 16-Mattern 79:21\*...20-Ardell 79:58\*, 32-Yeend 82:15\*, 33-Treacy 82:38\*, 37-Ruiz 83:09\*, 41-McMahon 83:21\*...Vivian and all the other women actually ran a second race, so her 12th place above is incorrect & everyone following moves up a place. /Women/ 1-Soderholm/WV 78:04, 2-Rudolf/WV 89:22, 3-Crans 94:27, 4-Kring/WV 95:35, 5-Sheehan 95:51, 6-Sperling 96:47\*, 7-Moley 97:07, 8-Andrews 97:22...32-Andres 1:47:22\*, 33-Eielson 1:48:48\*...329 finished both races. /Don Capron/

**CONCORD CLASSIC 10K** (Oct. 7, Concord): 1-Nabers/WVTC 33:40, 2-Franklin/WVTC 34:53, 3-Warr/MR 35:02, 4-Bettencourt/DRR 35:10, 5-Molina/Un 35:14, 6-Rostege/WVTC 35:18, 7-Alderman/DRR 35:22, 8-Berry/Un 35:31, 9-Perez/Un 35:31, 10-Anderson/Un 35:41, 11-Butt/WVTC 36:00, 12-Peisner/Un 36:23, 13-Rodrigues/Un 36:30...22-Bowles/MW 37:10\*, 23-Nevraumont/WVJ 37:16\*, 29-Moore/Un 37:58\*, 37-Gehl/PMK 38:37\*...69-D. Bigelow/AGRC 40:38F, 85-V. Bigelow/AGRC 41:31\*F, 88-McMullin/Un 41:43F, 90-Prudhomme/Un 42:00F, 113-Harbin/MW 43:01F\*...416 finishers. /Gary Santos/

**NATL. AAU 50 MILER** (Oct. 13, Seattle, WA): - 1979 PA champ, Chris Hamer, led until about 45 miles but then had to withdraw (completely "burnt out" he says). 1-Bozanich 5:32:36, 2-Finke 5:35:20, 3-Pearson 5:38:51...6-Nathanson/S.F. 5:52:38, 7-Lundkvist/SMTC 5:55:51, 9-Scellato/TRAC 5:57:50, 10-Vanture/Oregon 6:06:28\*, 13-Warnock/Ore 6:15:42\*...16-Kovacs/TRAC 6:24:03\*, 19-Wieand/WDS 6:29:42, 20-Scott/Berkeley 6:32:19, 21-J. Cortez/WDS 6:36:49, 29-Sue Ellen Trapp 6:57:52F, 43-Dorothy Paul/Davis 8:08:55F...50 finishers. /Chris Hamer/

**SKYLON (NATL. AAU MASTERS) MARATHON** (Oct. 14, Buffalo, NY): - /20mph headwind for 20 miles of race/ 1-Dave Smith/YFC 2:17:30, 2-Severance 2:19:21...10-Herb Lorenz/NJ 2:27:03\*, 17-Burgasser/STC 2:31:24\*, 35-Kaempff/WVTC 2:36:24\*(4th master & winner of 45-49 age-group)...72-Bryan/WVTC 2:42:02\*, 82-Menzie/MW 2:42:57\*, 83-Latimer/WVTC 2:43:14\*, 1139-Nurm(60+)/Oakland 3:33:29\* (5th in div.), 1153-Storm/SJose 3:33:50\*, 1299-Hatfield/LGatos 3:39:59, 1550-Powers/Okld 3:50:57...2253 finished. Teams: WVTC won Natl. Masters team title & 3rd open team. /SkyLon Mara./

**RICE FESTIVAL MARATHON** (Oct. 14, Crowley, LA): 1-Ron Kurrle/Long Beach 2:25:12, 2-Ron Nabers/WVTC 2:28:47, 3-Duvall/Alabama 2:30:42...248 finishers. /Charlie Attwood/



Marilynn Harbin set a new PA record for masters women in the One Hour Run at 9 miles & 86 yards. /Jim Engle/



Gary Blume easily handled Gary Romesser to win the S.F. Half-Marathon in a swift 66:03. /D. Gosney/

**SRI CHINMOY 7-MILER** (Oct. 14, San Francisco): 1-Philip Kay/PMK 35:20, 2-Cooley 35:20, 3-Lawrence 37:15, 4-Urtiaga 38:07, 5-Palomino 38:18, 6-MacDougall 38:48, 7-Fanelli 38:50, 8-Gehrig 38:52, 9-Yoder 39:15, 10-Rowley 39:20, 11-Ardell/TAM 39:33\*, 12-Addison 39:49...17-Mattern 40:56\*, 23-LaCasse 43:48\*, 25-Vicki Randall 44:04F, 27-McCain 44:09\*, 28-Bray 44:21\*...34-Irvine(50+) 45:22F\*, 45-Wells 46:48F, 59-Robin-Sauers 48:19F...159 finishers. /Sundari Michaelian/

**PLEASANTON PUMPKIN RUN** (Oct. 14, Pleasanton): /6.4 Mi.? - advertised as 10K/ 1-Ted Quintana 31:45, 2-Anderson 33:56, 3-Cathcart/WVTC 34:38\*, 4-Dietrich 35:26, 5-Walker 35:56, 6-Adelson 36:07, 7-Cowling 36:11, 8-Hurtado 36:15, 9-Milton 36:16, 10-Shaughnessy/WVTC 37:21...13-Gane 37:48\*, 19-Mensing 39:22\*, 27-Suyehiro 41:05\*, 37-Patty Grey 42:52F, 48-Holguin 44:15F, 51-Bohner 44:24F...254 finished. /Barry & Vassallo/

**HUMBOLDT REDWOODS MARATHON** (Oct. 14, Weott): 1-Mike Chambliss 2:28:49, 2-Berg 2:31:01, 3-Buzbee, Pat 2:33:22, 4-Mike Buzbee 2:36:07, 5-Rocha/SRRC 2:38:29, 6-Heistman 2:38:29, 7-Tuinzing/TAM 2:40:29, 8-Preston/VMRC 2:40:56, 9-Hornstra 2:41:11, 10-Zygaczenco 2:43:34, 11-Jones 2:44:29, 12-Twombly 2:44:54, 13-Rousseau 2:44:59, 14-Riggs 2:45:14, 15-Weeks 2:46:02, 16-Comroe 2:46:08...27-Givin 2:52:06\*, 42-Krogh/TAM 2:56:01\*, 43-Daniell 2:56:02\*, 61-Williams 3:00:19\*, 64-McCornish 3:01:15\*, 72-Houston(58) 3:02:51\*...84-Gail Campbell/WVJ 3:09:22F, Daniel 3:11:06F, 107-Singer 3:15:10F, 121-Hausman 3:17:50F, 128-Cutler 3:20:17, 131-Neeley 3:20:33F\*...388 finished...high humidity (75%) but conditions ideal otherwise. /G. Kerstetter/

**LAGOON VALLEY LOPE/NATURAL LIGHT 15K** (Oct. 14, Fairfield): 1-Frank Goss/SS 49:38, 2-Hoglund/CW 49:58, 3-Laxson/Un 50:29, 4-Vega/SS 52:11, 5-Warr/SS 52:36, 6-Butt/WVTC 52:37, 7-Bear-dall/MW 52:50\*, 8-Donohoue/Un 52:54, 9-Bratten/Un 52:55, 10-Lee/NVRC 53:01, 11-Cargil/SS 55:14, 12-Golding/NVRC 55:23, 13-Rubio/SS 55:29, 14-Lozano/NVRC 55:43, 15-Felsch/SS 55:54...27-Hutchinson/SS 60:10\*, 30-Martin/Un 60:37\*, 31-Schulz/ER 60:42\*, 47-Dana/SS 63:34\*, 50-Myra Troske/FANS 64:13F, 61-Cowan/SacSp 66:07F, 77-Berggren/FANS 69:31F, 82-O'Neill/Un 70:20F...124 finishers. /Solano Striders/

**BERKELEY-TO-MORAGA RUN** (Oct. 14, Berkeley): /13.1 Mi...hilly/ 1-Eric Williams/MR 74:07, 2-Alexander 76:05, 3-Hendrix 77:51, 4-Goubau 78:03, 5-Johnson 78:19, 6-Molina 79:01, 7-Sampson 79:10, 8-Hernandez 80:28, 9-O'Neill/BC(50+) 81:17\*, 10-Watkins 82:10, 11-Bugler/PMK 82:16\*, 12-Warren 82:57, 13-Langer 83:42, 14-Fernbach 83:46, 15-Williams 83:49, 16-Talavera 84:17, 17-Malain/BC(50+) 84:23\*, 18-Coke 85:12\*...28-Lenihan 88:10\*, 29-Bochmann 88:43\*, 30-Winer/WVTC 88:50\*...40-Sue Brusher 89:54F, 68-Schnake 95:09F, 77-Tiernan/WVTC 96:08F, 98-Anderson/NCS 98:52F\*, 110-Weiss 1:40:00F...116-Maricle 1:40:40F\*...210 finishers. /Sue & Bill Brusher/

**HUMAN RIGHTS 5K** (Oct. 20, San Francisco): 1-Mike Porter 14:40, 2-Hurst/WVTC 15:29, 3-Green/ETC 15:34, 4-Barry 15:43, 5-Gonzales 16:09, 6-Coots 16:12, 7-16:23, 7-Ferguson/WVTC 16:23, 8-Lee 16:28, 9-J.Batz 16:44, 10-Flatland 16:45...21-McCain 18:22\*, 30-Marilynn Harbin/MW 19:16F\*, 31-Garner 19:24\*, 37-Lauer 20:19F, 38-Brown 20:21F, 39-Gilreath 20:26F, 40-Ziechang 20:35F, 42-Ryan 20:37\*...102 finished. /Nancy Buxton/

**REDWOOD RUN** (Oct. 21, Santa Cruz): /6 Mi./ 1-Dan Gruber/AGRC 30:00.3, 2-Engleman 31:05, 3-Heycke 33:08, 4-Olsen 33:11, 5-Jansen 33:50, 6-Kanter 33:54, 7-Young 33:55, 8-McLean 34:11, 9-Wilken 34:12, 10-Apperson/CW 34:37. /Women/ 1-Sue Munday 35:52, 2-Demmelmaier/SJC 38:00, 3-Val Eberly/SJC 39:56, 4-Mason 42:30, 5-Whipple 42:47. (No ages were listed and no indication of division either, so we can't list masters with the results...sorry!) /Wayne Brunbach/

**BRIDGE TO BRIDGE RUN** (Oct. 21, San Francisco): /7.9 Mi./ 1-Christopher Herle/W.Germany 39:53.5, 2-White/SacSt 40:05, 3-Seaver/WVTC 40:51, 4-Kay 41:17, 5-Holl/AGRC 41:35, 6-Bachand/Cal 42:04, 7-Laha 42:30, 8-Goodstein 42:31, 9-Bettencourt 42:50, 10-DeAraujo 43:09, 11-Rostege/WVTC 43:21, 12-Giesecke 43:27, 13-Alderman 43:34, 14-Piquette 44:12, 15-Preuninger 44:13, 16-Herzog 44:31, 17-Addison 44:41, 18-Lanzarin 44:42, 19-Johnston 45:28, 20-Carroll 45:46...25-Sowell 46:38\*, 27-Mattern 46:47\*, 49-Williams 47:49\*...90-Skip Swannack 49:37F, 133-Taylor/WVTC 50:58F, 176-Denton 52:14F, 233-Key/WVTC 53:26F, 240-Mehra 53:32F, 286-Shattuck 54:27F...339-Marion Irvine(40+) 55:15F\*...6000+ finishers. -- Herle, visiting here from Germany, was a last-minute entry and topped the field easily, leading from the start. /KNBR & City Sports/



82-Bob Lawrence/39 33:12  
 83-David Laha/22 33:17  
 84-Mike Wright/22 33:19  
 85-Darryl Beardall/42/MW 33:21\*  
 86-Bob Brasasco/18 33:29  
 87-Sammy Castillo/34 33:29  
 88-Doug Butt/34/WVTC 33:30  
 89-Tim Rostege/39/WVTC 33:32  
 \*\*\*MASTERS\*\*\*  
 103-Jim O'Neil/54/BC 34:07  
 111-Roger Daniels/43 34:31  
 124-Myron Nevraumont/45 34:52  
 132-Don Ardell/41 35:05  
 146-Bob Gehl/51 35:29  
 163-Egil Krogh/40/TAM 36:06  
 172-Michael Coke/41 36:20  
 175-Siegfried Mattern/42 36:22  
 186-Bill Sollers/40 36:44  
 190-Don Pickett/51/TAM 36:49  
 191-Gerald McMahon/42 36:50  
 205-Bob Lualhati/46 37:07  
 215-Don Ross/51 37:20  
 217-Walt Schorno/42/PMK 37:21  
 220-Walt Betschart/52/BC 37:26  
 236-Sid Toabe/55 37:49  
 239-Harlan Barry/40 37:53  
 240-Phil Lenihan/45 37:55  
 246-Bryan Holmes/45 38:06

\*\*\*WOMEN\*\*\*  
 112-Cindy Dalrymple/37 34:31  
 123-Gail Volk/18 34:50  
 130-Jill Symons/19/CRC 35:01  
 140-Debbie Quatier/21 35:20  
 174-Sherrie Crang/16 36:22  
 176-Linda Broderick/21 36:22  
 183-Michele Aubuchon/19 36:30  
 192-Phyllis Olrich/30/SJC 36:50  
 211-Joni Pagala/22 37:12  
 227-Diane Riley/23 37:40  
 235-Mary Gaffield/16 37:48  
 237-Pat English/26/WVTC 37:49  
 238-Pamela Jensen/20 37:50  
 268-Irene Rudolf/37/WVTC 38:22  
 271-Karen Scannel/41/PMK 38:23\*  
 276-Geri Volk/17 38:29  
 279-Mary Meek/19 38:31  
 280-Sue Brusher/25 38:33  
 299-Liz Strangio/17/WVTC 38:52  
 \*\*\*MASTERS WOMEN\*\*\*  
 377-Lorraine VanHorn/46 40:08  
 462-Frances Sackerman/50 41:28  
 473-Ruth Anderson/50/NCS 41:37  
 ...1648 FINISHERS...



Frances Sackerman set a national age-50 10K mark of 41:28 at the San Francisco Diet Pepsi. /Lorraine Rorke/

● **GOLDEN GATE BRIDGE 10K** ●  
 (Sep. 9, 1979)

1-Dan Moynihan/MR 30:49  
 2-Mike Pinocci/WVTC 30:50  
 3-Greg Beal 32:01  
 4-Bret Baffert/18/WVTC 32:03  
 5-Steve Brooks/WVTC 32:32  
 6-Greg Jewett/ETC 32:45  
 7-Rob Laxson 32:49  
 8-Stacey Geiken 33:04  
 9-Fidel Serrano/WVTC 33:45  
 10-Mike Killeen 33:55  
 11-Jack Leydig/35/WVTC 34:08  
 12-Paul Grabowsky 34:12  
 13-James Jacobs 34:39  
 14-Art Beckert/WVTC 35:00  
 15-Jay Gehrig 35:00  
 16-Mike Gama/WVTC 35:07  
 17-Art Riggs 35:15  
 18-Craig Windham 35:34  
 19-Steve Twesten 35:54  
 20-Al Stanbridge 35:54  
 21-Dennis Gustafson 36:02  
 22-Bill Brusher 36:04  
 23-Jose Lepe 36:09  
 24-Charlie McNeill 36:14  
 25-Steven Ferraz 36:16  
 26-Marco Martin/PMK 36:18  
 27-Steve Flatland 36:26  
 28-Jon Bennett 36:28  
 29-Brad Tardy 36:30  
 30-Ronald Grayson 36:36  
 31-Richard Jacobs 37:00  
 32-Mike McManus 37:01  
 33-Walter Paulson 37:05

\*\*\*MASTERS\*\*\*  
 1-Ulrich Kaempff/48/WVTC 33:12  
 2-Jerome Lewis/TRAC 34:01  
 3-Jim O'Neil/54/BC 35:45  
 4-Don Ardell 36:04  
 5-Robert Gehl/51 36:30  
 6-Walter Williams 37:21  
 7-The Jones/PMK 37:44  
 8-Siegfried Mattern/PMK 37:54  
 9-Richard Keene 38:05  
 10-Doug Basham 38:25  
 \*\*\*WOMEN\*\*\* (Ran 5.8 Miles)  
 1-Phyllis Olrich/SJC 36:00  
 2-Pat English/WVTC 36:29  
 3-Carol Young 36:32  
 4-Vivian Soderholm/WVTC 36:39  
 5-Denise Bigelow/ARC 36:49  
 6-Sue Brusher 37:15  
 7-Cathy Demmelmaier/SJC 37:22  
 8-Eileen Burger 37:26  
 9-Judy Leydig/28/WVTC 37:52  
 10-Vicki Bigelow/ARC 37:55\*  
 11-Kim Keeton 37:57  
 12-Joan Uilyot/39/WVTC 38:01  
 13-Sharon Yaninek/SJC 38:51  
 14-Laura Saia/Cal 38:57  
 15-Allison Nemin 39:08  
 16-Ann Neeley 39:22\*  
 17-Jolie Houston/ARC 39:27  
 18-Valerie Key/16/WVTC 39:27

● **DON LUCAS FORD HOSPICE 10K** ●  
 (Sep. 30, 1979)

1-Gary Romesser/28/ARC 30:22  
 2-Mike Porter/25/GB 30:34  
 3-Wayne Hurst/25/WVTC 31:03  
 4-Tony Ramirez/24/FTC 31:20  
 5-Jim Christensen/19/MPC 31:26  
 6-Fritz Watson/33/WVTC 31:51  
 7-Gil Munoz/20 32:02  
 8-George Howe/24 32:26  
 9-Rich Bega/23 32:37  
 10-Tim Olson/25 32:44  
 11-Doug Vermillion/23 32:54  
 12-Harold Huff/29 33:01  
 13-Tim Rostege/39/WVTC 33:04  
 14-Bob Welck/42/WVTC 33:14\*



Gary Romesser shown winning at the Don Lucas Ford Hospice 10K in Monterey. /Mont. Pen-Herald/

15-Roberto Saleido/17 33:19  
 16-Jeff Magallanes/17 33:25  
 17-Jorge Torres/23 33:32  
 18-Pat Saylor/21 33:41  
 19-Louis Grieco/23 33:46  
 20-Mark Graves/29 33:54  
 21-Jim Hiserman/28 33:57  
 22-Rafael Tierrafria/22 34:00  
 23-Gary Grellman/31 34:13  
 24-Michael Higgins/17 34:26  
 25-Eric Eaton/19 34:40  
 26-Harvey Ferrill/41/SUND 34:40\*  
 27-Michael Casarez/27 35:01  
 28-Jonathan Kanter/25 35:09  
 29-Ceal Bone/31 35:10  
 30-Mark Nelson/26 35:11  
 31-Donald Bieber/18 35:13  
 32-Richard Dameron/26 35:15  
 33-Richard Leutzinger/40 35:19\*  
 34-Art Saenz/25 35:25  
 35-Jim Scattini/16 35:30  
 36-Jeffrey Akard/25 35:32  
 37-Benjamin Sawyer/42/RC 35:34\*  
 38-Martin Robinson/26 35:35  
 39-Zachary Taylor/17 35:35  
 40-Lawrence Ochoca/23 35:36  
 41-Scott Hennessy/32 35:37  
 42-Fredrick Martin/24 35:38  
 43-Jim Carr/33 35:42  
 44-Dave Donaldson/39/MTC 35:43  
 45-Rick Guilfooy/28 35:44  
 46-Sue Munday/21 35:46F  
 47-F. Almandarez/19 35:47  
 48-Bobby Yee/30 35:52  
 49-Louis Davidson/35 35:54  
 50-David Darnell/22 35:57  
 51-F. James/37 36:05  
 52-Jim Hart/39/WVTC 36:07  
 \*\*\*MASTERS\*\*\*  
 57-John Brazinsky/41/MPAC 36:23  
 77-Ed Dally/48/WVTC 37:11  
 79-David Saylor/42 37:12  
 82-Skip Marquard/41/WVTC 37:15  
 85-Richard Bawcom/50 37:23  
 87-Sean Flavin/55 37:25  
 88-Sid Toabe/55 37:25  
 107-Jerry Anderson/40 38:09  
 111-Lee Holley/47 38:16  
 \*\*\*WOMEN\*\*\*  
 105-Pat English/26/WVTC 38:04  
 149-Bonnie Storm/34 39:07  
 160-Shelly Nieto/15/Merced 39:26  
 223-Joan Kring/26/WVTC 40:24

230-Maria Regalado/24 40:35  
 239-Jere Martin/29 40:41  
 240-Pat Dahlstrom/31 40:42  
 244-Tiffany Choy/16 40:49  
 ...1400+ FINISHERS...

● **SACRAMENTO MARATHON** ●  
 (Sep. 30, 1979)

(W=Wheelchair...10 Min. Headstart. Please add 10 Min. to get "actual" finish time.)

1-Bob Hall 2:15:01W  
 2-Jim Martinson 2:15:24W  
 3-Lee Edmonds/22/YFC 2:22:18  
 4-Dave Kiley 2:22:26W  
 5-Jim Howard/25 2:27:03  
 6-Dennis Rinde/20 2:28:11  
 7-Ted Pawlak/23 2:28:52  
 8-John Skeels/24 2:28:52  
 9-Greg Jewett/32/ETC 2:29:16  
 10-Mike Tynn/42/MPRR 2:30:37\*  
 11-Roger Anderson 2:30:39W  
 12-Fred Forsberg/31 2:31:13  
 13-John Ochs/30 2:31:16  
 14-Chris Speer/22 2:31:52  
 15-Frank Boutin/23 2:32:51  
 16-Lewis Bair 2:33:27W  
 17-Dave Larsen/28 2:35:29  
 18-Dan Williams/30 2:37:07  
 19-David Chairez/20 2:38:50  
 20-Bill Stainbrook/26 2:39:03  
 21-Richard Patterson/36 2:39:12  
 22-Vince Mathews/24 2:39:42  
 23-Art Baudendistel/23 2:42:04  
 24-John Mansoor/24/ARC 2:42:05  
 25-Doug Rennie/38/BC 2:43:06  
 26-John Hawkes/30/WVTC 2:43:34  
 27-Ed Stromberg/36 2:44:45  
 28-Ed Forand, Jr./31 2:45:30  
 29-Dave Scott/25 2:45:49  
 30-Karl Yamauchi/31 2:46:09  
 31-Bob Bourbeau/44 2:46:27\*  
 32-Landon Carter/36 2:47:01  
 33-David Nieman/29 2:47:11  
 34-George Savatgy/33 2:47:24  
 35-Lawrence Danto/38 2:47:47  
 36-David Hamer/16/WVTC 2:49:11  
 37-David Russell/32 2:49:34  
 38-Chuck Nichols/29 2:49:55  
 39-Bill King/37 2:50:03  
 40-Chris Delgado/45 2:50:27\*  
 41-Bill Keller/35 2:50:31  
 42-Glenn Bailey/31 2:50:34  
 43-Paul Alvarez/18 2:50:43  
 44-Jose Cortez/27/WDS 2:50:57  
 45-Bruce Johnson/42 2:51:07\*  
 46-Tom Pedreira/24 2:51:33  
 47-Rich Valencia/36 2:51:37  
 48-Lance Koll/34/WVTC 2:51:38  
 49-Richard Hanna/15 2:52:25  
 50-Ivan Rarick/44 2:52:40\*  
 \*\*\*MASTERS\*\*\*  
 51-Bob MaTain/52/BC 2:52:41  
 60-Theo Jones/40/PMK 2:53:37  
 69-Raul Ynzunza/41 2:55:13  
 75-Ronald Ruiz/43 2:55:53  
 82-David Ragsdale/41 2:57:04  
 88-Art Waggoner/53/BC 2:58:35  
 93-Dave Waco/47 2:59:25  
 95-Tom Zavortink/40 2:59:36  
 \*\*\*WOMEN\*\*\*  
 58-Sally Edwards/32 2:53:05  
 100-Karen Scannel/41/PK 2:59:59\*  
 164-Bjorg Smith/36 3:13:59  
 181-Kathryn Blinn/36 3:17:01  
 203-Jeanie Jones/43/PMK 3:19:55\*  
 206-Jeanie Hoover/23 3:20:27  
 210-Bev Marx/25 3:20:45  
 225-Joan Reiss/42 3:22:49\*  
 226-Alma Paige/39 3:22:49  
 238-Mel Clevenger/31 3:24:17  
 ...587 FINISHERS...



Lee Edmonds just missed the Olympic Trials qualifying standard with his 2:22:18 win at the Sacramento Marathon (results on previous page).  
/Keith Conning Photo/

**SACRAMENTO HALF-MARATHON**  
(Sep. 30, 1979)

1-Adam Ferreira/29	67:07
2-Erik Winje/24	71:27
3-Gary Singer/24	72:29
4-Ron Mellor/27	72:59
5-Robert Jamieson/31	73:07
6-Nick Kantar/25	74:08
7-Bill Tippets/28	74:21
8-Charles McNeill/27	74:40
9-Kurt Lancaster/25	74:46
10-Robert Garza/23	74:56
11-Agostino Tarantino/17	75:13
12-Walt Schafer/40/CRC	76:00*
13-Roger Scott/34	76:36
14-Ray Menzie/44/MW	76:38*
15-Jon Shelgren/39	76:39
16-Ross Rowley/31/SUND	77:40
17-Randy Fairchild/17	77:45
18-Robert Sobsey/28	77:54
19-Jim McMillin/29	78:06
20-Chris Hadley/27	78:16
21-Bob Cooper/25	78:42
22-Bill Silva/32	78:48
23-Jon Sherburne/27	79:52
24-Tom Adamson/40	80:02*
25-Lenny Labrada/16	80:33
26-Barney Eredia/32	80:45
27-Ed Jerome/36/TRAC	80:45
28-Edward Cavazos, Jr./29	81:10
29-Jack Jamieson/46	81:30*
30-J.K. Pedrotti/23	81:45
31-Sammy Trujillo/33	82:00
32-Kent Robison/32	82:05
33-Kent Summers/36	82:09
***MASTERS***	
61-John Ball/42	85:09
71-Ron Ogilvie/46	85:55
80-Eldon Marks/44	87:05
***WOMEN***	
65-Rita Scalise/28	85:15
97-Gale Everett/26	88:28
124-Heidi Skaden/42/BC	91:07*
126-Kathleen Kaiser/30+	91:12
135-Noie Koehler/34	91:36
176-Stephanie Atwood/28	95:29
185-Linda Plexico/13	95:55
...874 FINISHERS...	

**HALLOWEEN RUN**  
(Oct. 28, 1979)

1-Hank Lawson/CW	26:53
2-Jack Leydig/35/WVTC	26:54
3-Tad Woliczko/RC	26:56
4-Wally Montenegro/CW	27:06
5-Bill Meinhardt	27:10
6-Jake White/WVJS	27:22
7-Brad Zamczyk	27:33
8-Michael Young	27:34
9-Dean Lofgren	27:50
10-Manny Mahon	27:55
11-David Garcia	27:56
12-George Minarik/WVTC	28:18
13-John Jurez	28:41
14-Wayne Glusker/WVTC	28:57
15-Ron Palermo	28:58
16-Martin Robinson	29:20
17-Arturo Saenz	29:26
18-Greg Paulet	29:31
19-Doug Riggle	29:44
20-Robert Rea	29:46
21-Richard Fletcher	29:50
22-Paul Armstrong/WVTC	29:54
23-Brad Armstrong	29:56
24-Lawrence Ochoa	29:56
25-John Ulate/TRAC	29:57
26-Walt Van Zant/WVJS	29:57*
27-Paul Salinger	29:57
28-Gregg Harvey	29:58
29-Douglas Fisher	30:13
30-James Rehbein	30:13
31-Bill Comport	30:29
32-Rudy Escobar	30:40*
33-Nickie Ajino	30:40
34-Walter Cahill	30:44
35-Richard Collins	30:46
36-Ken Napier/WVJS	30:47*
37-Rick Riordan	30:54
38-George Aurit	31:02
39-Lawrence Webster	31:05
40-Barry Ula	31:07
41-Harold DeMoss/WVTC	31:20*
42-Jose Martinez	31:22
43-Dick Gear	31:26
44-Joe Lima	31:28
45-Wayne Viegas	31:29
46-John McCrillis/TRAC	31:33*
47-Dennis Facchino	31:35*
48-Jesus Valdez	31:38
***MASTERS***	
51-Peter Leal	31:53
55-Bill Young	32:22
57-Rex Morton	32:26
***WOMEN***	
68-Carol Stroud	32:52
78-Kristine Morvello	33:58
105-Karolyn Coleman/WDS	35:47
110-Sharon Elliot	36:02
126-Debra Feinman	36:40
151-Jimmie Ann Hill	37:57
155-Shelly Grier	38:00
167-Peggy La Dent	38:13*
173-Joanna Purcell	38:44*
...5.08(?) M...377 FINISHERS...	

**ANGWIN TO ANGWISH**  
(Oct. 28, 1979)

1-Gary Blume/23/Cal	37:21
2-Mike McGrath/24/ARC	39:10
3-Darren George/30/AIA	39:17
4-Bruce Dewsberry/25/Un	39:36
5-Mark Proteau/27/ARC	39:45
6-Rob Laxson/32/Un	40:39
7-Tesh Kebere/23/Un	40:39
8-Steve Brooks/25/WVTC	40:43
9-Ignacio Ceja/20/NVRC	41:25
10-Kees Tuinzing/32/TAM	41:33
11-Ron Souther/17/SS	41:40
12-Butch Alexander/26/VM	42:06
13-Ron Mellor/27/AubRC	42:16
14-Darryl Beardall/43/VM	42:16*
15-Tim Lee/20/Un	42:21
16-Steve McClaine/15/VHS	42:44
17-Curtis Miyaji/19/Un	42:44
18-Mark Reese/30/BC	42:56
19-Roger Daniels/43/TAM	42:57*
20-David Chairez/20/Un	43:04
21-Ron Kesecker/30/VMRC	43:10
22-David Roeber/33/BC	43:12
23-Marc Hoschler/29/BC	43:19
24-Kent George/27/PUC	43:29
25-David Nieman/29/NVRC	43:29
26-Richard Hanna/15/BC	43:33
27-Gordy Vredenburg/35/BC43:41	43:41
28-Mitch Weddington/18/Un43:48	43:48
29-Greg Durbin/22/ARC	43:49
30-Brian Mayell/24/Un	43:53
31-Roberto Cazares/13/SS	43:53
32-Joel Lucero/19/PUC	43:54
33-Frank Almendare/19/Un	44:03
34-Larry Ballew/34/CSDA	44:08
35-35-Brian Collins/37/T	44:14
36-Chris Johnson/30/TAM	44:18
37-Tony Lee/20/Un	44:21
38-Paul Goodwin/23/PUC	44:30
39-Don Spickelmier/38/BC	44:32
40-George Ridout/37/MR	44:35
41-Bert Botta/40/TAM	44:38*
42-Howard Clemens/25/Un	44:42
43-Gerald Werner/33/NVRC	44:44
44-Craig Roland/44/Un	44:45*
45-Delmar Wolfkill/19/PUC44:46	44:46
***MASTERS***	
46-Russell Kiernan/41/TAM44:46	44:46
50-Paul Holmes/43/BC	45:03
51-Robert Malain/52/BC	45:20
54-Don Chaffee/40/Un	45:26
75-Arnold Schulz/43/ER	47:25
***WOMEN***	
107-Dana Hooper/25/TAM	49:20
149-Donna Andrews/39/TAM	51:25
154-Judi Mellor/24/Auburn	51:31
156-Jenni Biddulph/14/TAM	51:35
173-Laura Roels/25/Un	52:34
174-Mary Moreton/32/TAM	52:38
178-Susan Mitchell/42/TAM	52:44*
187-Florraine Harp/31/Un	53:11
197-Barbara Magid/36/TAM	53:49
198-Yoka Zwetsloot/40/NC	53:50*
...7.6 M...521 FINISHERS...	

**GOLDEN GATE MARATHON**  
(Oct. 28, 1979)

1-Bernd Heinrich/39/MR2:29:16	2:29:16
2-Peter Demarais/MR	2:30:48
3-David Muela/ETC	2:39:05
4-T.U.R.D. -----	
5-Jim La Torre/Phil.	2:42:36
6-Louis Ambrose	2:44:18
7-Doug Black	2:45:05
8-Phil Sanfilippo/WVJ	2:45:29
9-Rich Henderson	2:47:09
10-Dave Cook	2:47:51
11-Ron McBridge	2:48:38
12-David Schaefer	2:49:53
13-Michael Stanfield	2:50:40
14-P.J. Hill	2:51:13
15-Joe Gallagher	2:51:33
16-John Watkins	2:52:10
17-Anthony Helfet	2:52:40
18-David Smith	2:53:03
19-Douglas Roessler	2:53:10
20-Raman Menon	2:53:41*
21-Stephen Armstrong	2:53:54
22-Abdulah Ebrahimi	2:54:11
23-Jose de Vera/Phil.	2:55:17
24-T.U.R.D. -----	
25-Bruce del Fante	2:55:48
26-Brian C. Reed	2:56:04
27-Siegfried Mattern	2:56:24*
28-Robert Gehl	2:56:31*
29-Ron Grayson	2:56:41
30-Timothy Treacy/PMK	2:56:45*
31-Frank Denucci	2:57:11
32-Theodore Hellman	2:57:36
33-Edwin Jerome	2:57:37
34-Peter O'Reilly	2:57:58
35-John Ticer	2:58:00
36-Leonardo Illut/Phil.	2:59:03
37-Tommy Greer	2:59:35
38-Rich Molinari	2:59:38
39-David Parish/WVTC	2:59:48
40-Mark Gmerek	3:00:00
41-David Atchison	3:00:02
42-Erik Simpson	3:00:08
43-David John	3:01:42
44-Dewey Mar	3:02:56
45-Jim Hughes	3:02:07*
***MASTERS***	
53-Anthony McDonagh	3:04:33
61-Ivan Rarick	3:06:35
64-Leo Ruiz	3:07:01
65-Bill Boeckmann	3:07:05
75-Merrill Budlong	3:10:33
76-Donald German	3:10:57
78-Dave Roos	3:11:10
***WOMEN***	
58-Joan Ulliyot/39/WVTC	3:05:59
104-Agatha-Sue Lee/40	3:16:43*
157-Louise Burns/NCS	3:23:45
193-Martha Maricle/NCS	3:27:10*
203-Gail Gustafson/WVTC	3:27:59
211-Deryl Elijah	3:28:35
218-Hazel Wood	3:29:13
219-Barbara Tarr	3:29:19
220-Betsy White/WVTC	3:29:25*
...754 FINISHERS...	

**LATE GNUS**



GNU (4 1/2 ft. high at shoulder)

SCHEDULING INFO: - (5/11) Lake Merced/Jewish Community Center Run, 2 runs (once around the lake...probably 4.4 mile loop...and a short "fun run" of about 1-2 miles), check inserted flier for start time and location (probably Sunset Parking Lot). For further info, contact Norm Gershenz, c/o San Francisco Zoo, San Francisco, CA 94132, or S.F. Jewish Community Ctr., 3200 California St., San Francisco, CA 94118.

HELP STILL NEEDED--When I typed the Bay-to-Breakers "Help Needed" in regards to selling the official T-shirts to put money into the LDR Travel Fund (see first part of this issue), Bob DeCelle, our LDR Chairman, had just mailed out fliers regarding this to all the clubs. As of the first 10 days, I have not yet received one letter or phonecall!!! COME ON YOU PEOPLE--YOU CAN HELP ONCE IN AWHILE!!!

(TAC/AU Championships, Cont'd...) 400mH: Mahr/KCBQ 56.3(AB); 100mH: Hightower/OhSt 13.14, (Heats) (I) 6-Hawthorne/BEB 14.11; 5000mRW: Brodock/SCC 23:19.1(AR), 3-Dillon/CY 24:40.3; 10KmrW: Brodock 51:01.0; 400mR: LANTC 43.81, 3-BEBTC 45.84; 2MR: LAN 8:32.3, 3-SJC 8:36.4 (Weber 2:10.5, Speis 2:09.2, King 2:07.7, Figliomeni 2:09.9); SMR: AliTC 1:37.40, 6-BEBTC nt; HJ: Rienza/SDS 6-4(CR); LJ: Anderson/LAN 21-9 3/4; SP: Seidler/Strs 59-1; DT: Griffin/ACA 191-9, 5-Svendsen/UN 170-2, 8-Zaphiropoulos/GBRTC 162-3, (Qual) Svendsen 173-11, Zaphiropoulos 164-11; JT: Smith/ACA 199-1, 8-Osborne/StanTC 161-4. /T&EN/

(Sac'to "60", Cont'd...) 4:49:04\*...8-Sally Edwards/FF 4:50:50, 13-Joan Perkins 5:13:02...60Km=37.28 Mi. /Abe Underwood/

EL CAMINO REAL STAKES/HEART FUND RUN (Nov. 4, San Mateo): /150 finishers; 10Km/ 1-Jan Sershen/ETC 33:12.4, 2-Leydig/WVTC 33:17, 3-Duncan/WVTC 34:26, 4-Jurczynski 35:22, 5-Stanbridge 35:40, 6-Gluckman 35:48, 7-Haight 36:04, 8-McFadden/WVTC 36:09, 9-Twesten 36:16, 10-Gilligan 36:28...12-Paul/WVTC 37:10\*, 13-Mattern 37:13\*, 14-Shastany(50) 37:28\*, 22-Taylor/WVTC 38:33\*, 26-Judy Leydig/WVTC 39:56, 41-Brazell 40:40F, 42-Ivaldi/WVTC 40:53F, 55-Nelson 42:13F. /Pete Michon/

U.S. OLYMPIC TRIALS: - Next issue we'll be listing results of all NorCal finishers, including performances in heats, etc. We just received them a few days ago but don't have time to pull out local performers this time around. Quite a few locals made the "team". □

HEART OF THE EMPIRE 15K (Nov. 4, Santa Rosa): /146 finishers/ 1-Weymouth Kirkland/VMRC 49:14, 2-Pawlak/WVJS 49:28, 3-Drew/MR 50:31, 4-Lodin/Un 50:56, 5-Bearall/VMRC 51:48\*, 6-Lawrence/VMRC 52:13, 7-Alexander/VMRC 52:16, 8-Kesecker/VMRC 52:25, 9-Milender/Un 52:39, 10-Gibbons/WAC 53:26, 11-Mitchell 53:33, 12-Scott/Sac 54:12, 13-Leoni/SDAC 54:13, 14-Doris/VMRC 54:58, 15-Hidas 55:18...18-Epanchin 55:47\*, 23-Bruen 57:23\*, 67-Kathryn Singer/ER 65:28, 71-Beckie Simmie/VMRC 65:59. /Kenneth Howe/

## LONG DISTANCE RESULTS

Hopefully we'll be able to catch up with most of the results in this issue. Again, we're omitting "stories" in most instances unless we really know something about the way the race went or unless we know certain key records were broken, etc. The first section contains mostly "miscellaneous" results...those races where we list "in depth" performances are at the end of this section. Our standard coding when age/sex is not obvious (in all-masters or all-women's races, etc.): \* = Master; F = Woman; F\* = Masters Woman. - In the past, we've tried to list just about everything we receive. In the future we'll have to limit our coverage somewhat because of the vast number of races/runners.

CENTRAL CALIFORNIA MARATHON (Nov. 10, Fresno): 1-Dennis Rinde/WVTC 2:20:18, 2-Cooper/WDS 2:32:59, 3-C.Elia/FTC 2:34:23, 4-Hemphill/FTC 2:35:56, 5-Merrow/FTC 2:36:17, 6-Wehan/LAAC 2:38:17, 7-Hamlin/Un 2:38:48, 8-Smith/BA 2:39:00, 9-Lennemann/FTC 2:39:58, 10-F.Delgado/FTC 2:41:47\*, 11-Minami/ATC 2:43:09, 12-Holliday/BTC 2:44:39, 13-Cross/BTC 2:45:10...C. Delgado/BC 2:45:25\*, J. Delgado/FTC 2:46:45\*, Churchman/Un 2:51:22\*, Cain/Un 2:51:48\*...Toabe(55)/FTC 2:58:57\*...Campbell/WVJS 3:04:59F, Blankenship/PMK 3:06:12F, Barrett/FTC 3:12:19F, Haydon/Un 3:19:07F, Burke/HSTC 3:19:58F\*, Belknap/Un 3:29:10F\*. /CTN/

RACE DIRECTORS: - Please submit all race results promptly to this publication and to the National Running Data Center, Box 42888, Tucson, AZ 85733. Be sure to show the date, location, and name/distance of the race, and whether or not it was run on a certified course, as approved by the National Standards Comm. The NDRC requires a listing of all finishers, as does the NCR, preferably with name, age, sex, hometown/club and finish time of each. It is important that the NRDC gets such complete results in order to give all runners credit in records and rankings.

MIRAMONTE FOOT FEAT (Nov. 11, Orinda): /10KM/ 1-Ted Quintana 31:29, 2-Bettencourt 32:51, 3-Plummer/WVTC 33:28, 4-Kotchava 33:33, 5-Martinez 33:56, 6-McClish 34:53, 7-Porto 34:58, 8-Veney 35:18, 9-Fisher 35:19, 10-Farrier 35:25\*, 11-Adelson 35:54, 12-Wallace 36:14, 13-Shanahan 36:33, 14-W.McClish 36:35, 15-Turner 36:51...26-Hurlburg 38:05\*, 32-Sorenson 39:02\*, 82-Ann Briggs 41:51F, 94-Gilbert 42:39F...379 finishers. /5KM/ 1-Kevin Ostenberg 15:50, 2-Farmer 16:10, 3-Corona 16:16, 4-M.Molina 16:36, 5-Thompson 16:38...7-Knebel/WVTC 16:42\*, 18-Keene 18:53\*, 19-MaryAnn Rieboldt 19:12F...264 finishers.

NEW YORK CITY MARATHON (Oct. 21, NYC): /10,308 finishers! - /Men/ Rodgers/GBTC 2:11.42, Pfeffer/CO 2:13:09...7-Shorter/CTC 2:16:15, 61-Rivas/ETC 2:27:13, 85-Bellah/WSSAC 2:30:01, 104-Paul/PMK 2:32:31, 183-Kadish 2:39:02, 241-Stagliano/DSE 2:42:01, 244-Schieffer/LMJS 2:42:07, 305-Howell/WVTC 2:44:31, 350-Howe 2:47:00, 499-Nabers/WVTC 2:52:37, 502-Gustafson/SFPD 2:52:46, 631-0'Neil/BC(54) 2:56:22, 659-Medinger/TAM 2:56:50, 760-Helgerson 2:58:50; /Women/ Waitz/Nor 2:27:33, Adams/GB 2:38:33...7-Peterson/STC 2:47:37, 10-Soderholm-Difatte/WVTC 2:49:05, 11-Binder/KCBQ 2:50:23, 13-Young 2:51:51, 15-Leydig/WVTC 2:54:35, 103-Minjares 3:29:01, 116-V.Collins/WVJS(49) 3:31:54. /NYRN/

NATL. AAU MASTERS 25K (Nov. 17, Tulsa, Okla.): - Led by individual 40-44 and 45-49 age-group winners Joe Burgasser and Jim Knerr, the Seniors TC of L.A. held off a strong Masters West team to narrowly win the 25K team title. The course was flat but very windy, and the times were adversely affected. -- 1-Burgasser/STC 1:28:38, 2-Bowles/MW 1:31:26, 3-Bearall/MW 1:31:43, 4-Martin/TX 1:32:51, 5-Knerr/STC 1:33:41, 6-Glauser/STC 1:35:17, 7-Menzie/MW 1:36:34...9-Catanese/MW 1:38:42, 10-Marino/STC 1:38:49, 11-McIntosh/OK(54) 1:39:06, 12-Hager/MW 1:39:11, 13-Eroen/STC(50) 1:40:09...45 finished. /WhiteSide/

GARLAND RANCH RUN (Oct. 28, Carmel Valley): /86 finishers; very hilly 10Km/ 1-Churney/WVTC 35:30, 2-Higgins 35:54, 3-Gaches 36:10, 4-Hansen 36:44, 5-Hennessy 38:39, 6-Schafer/CRC(40) 39:08\*, 7-Brazinsky(41) 39:31\*, 8-Muller 39:35, 9-Dally/WVTC (48) 40:31\*, 10-Henderson 40:46, 11-Whisler(40) 41:14\*...33-Jody Conley 46:59F, 42-Monza 48:14F, 43-Grayson(45) 48:28F\*, 51-Kludt 49:55F, 52-Reid 49:56F. /Ed Bredthauer/

YMCA TURKEY TROT (Nov. 18, Palo Alto): /4.5 Mi/ 1-Jerry Lewis/TRAC 23:51.1\*, 2-Martin 25:40, 3-Hart 25:56, 4-Yeend 26:08, 5-Carpenter/WVTC(50+) 26:17, 6-R.Lund 26:54, 7-Comar 26:55, 8-Stork 27:01, 9-Jackman 27:09, 10-Fickel 27:16...39-Susan Almqvist 30:43F, 51-Cruz 31:13F...445 finished. /Jerry Lewis/

MONTEREY COUNTY MARATHON (Oct. 28, Salinas): /Incomplete results received/ 1-Fritz Watson/WVTC 2:25:46, 2-Pawlak 2:29:16, 3-Bega 2:32:29, 4-Darling/ETC 2:34:37, 5-Conroy/ETC 2:38:05, 6-Kanter 2:42:58...Liedtke 2:47:45\*, J.Anderson 2:55:41\*... Sally Edwards/FF 3:09:17F. /Half-Marathon/ 1-Scott Peters 1:11:09, 2-Huff 1:13:58, 3-Dugdale 1:15:15, 4-Tamagni 1:16:46...Maria Trujillo 1:24:32, Burkes/WVTC 1:26:14F, Regalado 1:33:21F, Busling 1:34:22F. /Fleet Feet - Salinas/

20TH CENTURY FOX WOMEN'S MARATHON (Nov. 3, Los Angeles): 1-Bev Shingles/NZ 2:45:46, 2-Story 2:46:46, 3-Petersen/STC 2:47:43, 4-File/NZ 2:47:59, 5-Butterfield/Bermuda 2:49:59, 6-Krenn/SDTC 2:50:32, 7-Henderson/CO 2:51:37, 8-Pagala/Hi 2:54:47, 9-Rudolf/WVTC 2:56:44, 10-Swannack/WDS 2:57:23, 11-Groombridge/WA 2:58:43, 12-Scannell/IMP(41) 3:00:47\*...21-Schaumburg 3:09:01, 25-Giannini/SSS 3:15:00, 28-Anderson/NCS(50) 3:16:41\*, 34-Schumacher 3:21:24...38 finishers. /John Bremand/

SACRAMENTO "SIXTY" (Nov. 4, Sacramento): /60Km...32 finishers/ 1-Ron Nabers/WVTC 4:06:18, 2-Hoschler 4:10:31, 3-Nathanson 4:20:26, 4-Gardner 4:42:08, 5-Owen 4:43:34...7-Branham/WVTC



(L-R) Top local women at L.A. Women's Marathon: (9th) Irene Rudolf, (10th) Skip Swannack, and (13th) Karen Scannell, who was also top masters finisher. /Sherets, Sherets, Conning/

**SPRITE SPRINT** (Nov. 25, S.F.): /5K on certified loop, all proceeds to Golden Gate Park/ 1-Chris Stewart/NY-England 14:26.7, 2-Kosprzyk/FL 14:59, 3-Martinelli 15:18, 4-A.Smith 15:34, 5-Rodriguez/WVTC 15:26, 6-Stanford 15:31, 7-Colvin 15:33, 8-Zapata/WVTC 15:41, 9-Plummer/WVTC 15:42, 10-Olrich 15:43\*, 11-Tardy/RHS 15:44, 12-Rostege/WVTC 15:44, 13-Carey/WVTC 15:45, 14-Batley 15:46, 15-Botke 15:53, 16-Petersen 15:56, 17-Beardall/VMRC 15:57\*, 18-Lawrence 16:00, 19-Beckert/WVTC 16:01, 20-Rotkis 16:02, 21-Morse 16:05, 22-Gomez 16:07, 23-Edelbrock 16:09, 24-Kadish 16:13, 25-Apperson/CW 16:14, 26-W.Rotkis 16:14, 27-Dangel/WVTC 16:15, 28-Scarich 16:16, 29-Ferguson 16:17, 30-Sowell 16:17\*...46-Catanese/MW 16:46\*, 55-Moore 17:00\*, 61-Gehl 17:08\*, 74-Crockett 17:20\*; /Women/ 1-Phyllis Olrich 17:24, 2-Bernhard 17:44, 3-Rudolf/WVTC 18:10, 4-Ng 18:40, 5-Ullyot/WVTC 18:42, 6-Connelly/PMK 18:48, 7-Wilson 19:00, 8-Mitchell/TAM 19:02\*, 9-Harp/TAM 19:09, 10-Kelly Brogan 19:12... 16-Van Laerhoven 20:06\*, 19-Sackerman/NCS(50) 20:13\*, 21-Lee 20:32\*...1500+ finished. /B. Spita/

**NATL. MASTERS 10K (ROAD)** (Nov. 25, Las Vegas, NV): 1-Bob Packard 32:13.3, 2-Hambly/Snoh 32:23, 3-Ellis/Snoh 32:39, 4-Brennand/SBAA 33:14, 5-Shaffer/CCAC 33:27, 6-Rowley 33:48, 7-Butterfield/BAA 34:38... (50+) Stock/SDTC 35:49, Mundle/SMTC 36:18.../Women/ Dorothy Stock/SDTC 40:15... (50+) Ruth Anderson/NCS 43:09. /Ruth Anderson/

**FIESTA BOWL MARATHON** (Dec. 1, Phoenix): 1-Hunsaker/CO 2:14:23, 2-Castenada/CO 2:15:10, 3-Buhmann/CO 2:16:05...6-Ramirez/FTC 2:16:56, 47-Scobey 2:25:05, 78-Locksley/SF 2:29:59, 98-Iredale/Reno 2:33:31, 252-Howell/WVTC 2:46:47, 278-Holmes/BC 2:48:16\*; /Women/ 1-Gayle Olinek 2:36:12, 2-Hom 2:47:23, 3-Bange 2:48:25, 4-Gonzales 2:51:59, 5-Turkel 2:55:35 (also, omitted in error--Samet/NM 2:43:38)...2848 finished! /Roger Bryan/

**CAMPBELL ROTARY RUN** (Dec. 2, Campbell): /10Km/ 1-Bill Clark/WVTC 31:05, 2-D. Hernandez/SJCC 31:12, 3-Jenkins/WVC 31:17, 4-M.Gyorey/WVC 31:20, 5-Green/WVTC 31:45, 6-Karbowski/WVC 31:45, 7-Lightly/WVC 32:15, 8-Maloney/WVC 32:15, 9-Williams/WVC 32:34, 10-Meinhardt/WVJ 32:38, 11-Dorst/WVC 32:45, 12-Bernal/WstmtHS 32:46, 13-Thylan/WVC 32:50, 14-Grellman 32:56, 15-Laris(39) 32:58, 16-Mahon/WVJ 33:00, 17-Parish/WVTC 33:01, 18-Dunn 33:03, 19-Barber 33:06, 20-Lavelle 33:08, 21-Skiff 33:10, 22-Stevens 33:12, 23-Ahnberg 33:30, 24-Wood 34:06, 25-Pruitt 34:13, 26-Driscoll 34:15, 27-Hotchikiss 34:19, 28-Gorman 34:22, 30-Nevraumont/WVJ 34:23\*...46-Napier/WVJ 35:33\*, 48-Blonder/RCRC 35:43\*, 49-Van Zant/WVJ 35:48\*, 53-McMahon 36:04\*...60-Ann Regan/SJC 36:10, 61-Crowley/SJCC 36:10F, 94-Davis 37:33F, 102-Hendrickson 38:08F, 128-D.Young 39:32F...350+ finishers. /Bill Hotchkiss/

**LAS VEGAS CLASSICS/SUN MARATHON** (Dec. 7-8, Las Vegas, NV): 1-Dave Babiracki/SFV 2:16:55, 2-Spik/Finland 2:17:20, 3-Tuttle/TIT 2:18:32, 4-D. Gruber/AGRC 2:23:08, 5-Hall/GBTC 2:23:42 (wheel-chair), 6-Gores/MI 2:27:19...13-Leydig/WVTC 2:34:21, 27-Faerber/Hi 2:42:11\*, 42-Petersen/STC 2:48:20F, 45-Krenn/SDTC 2:49:28F, 47-Campo/SB 2:49:37F, 49-Haney/Hi 2:50:40F, 56-Leydig/WVTC 2:55:10F (1st "couple"), 65-Parrott 2:57:32, 68-Benedict/B'game 2:58:01, 76-Frank/Reno 2:59:03, 80-Watson/Modesto 2:59:36, 81-Cowan/Belmont 2:59:57, 90-Lucero/WVTC(51) 3:02:55, 103-Eisenbud/Carm 3:05:49, 114-Krier/Sac 3:08:49...365 finished. /Half-Marathon/ (7th) 1-Kirk Pfeffer/CO 62:32(AR), 2-Wysocki/SSS 62:58, 3-Rodgers/GBTC 63:22, 4-Thomas/GBTC 63:39, 5-Mavis/FSRC 63:47, 6-Spoettel/GFR 64:01, 7-Foster/NZ 65:44\*, 8-Smead/AIA 66:00, 9-Gregorio/AW 66:52, 10-Jones/SBAA 67:08, 11-Addison/AW 67:19, 12-Shorter/FSRC 68:55 (ran 2nd at Honolulu Mara. next day!)... 14-Clayton/RWRC 71:31, 17-Ellison Goodall 74:49F, 39-Doty/SUND 83:40, 51-Mendoca/MA 84:56F, 67-Rompanen 88:49F\*, 72-Krow/SROSA 89:53, 85-Morrow/San Mateo 92:11\*...445 finished. /J. Brennan/

**LIVERMORE MARATHON** (Dec. 8, Livermore): /Warm, 70's...800+ runners started...only partial results received/ 1-Skip Brown/Cup 2:29:05, 2-Nabers/WVTC 2:31:38, 3-Zapata/WVTC 2:38:19, 4-Johnson 2:42:53, 5-Dunlop 2:43:27, 6-Hendrix 2:44:48, 7-Kaspari 2:46:12, 8-Elkins 2:46:26...Epanchin 2:50:03\*, Kane 2:50:23\*, Liedtke/WVJ 2:53:33\*, Carpenter/WVTC(50+) 3:03:37\*, Robyn Dickerson 3:13:39F, Ruth Anderson/NCS(50) 3:16:04F\*, Joan Riess/Sacto 3:18:16F\*, Carol Stroud 3:24:34F. /Half-Marathon/ 1-Bruce Williams/Reno 70:20, 2-Cooly 72:45, 3-Williams/Liv 75:31...Laurie Crisp/Modesto 1:23:48F, Miller 1:36:16F, Wayman 1:39:25. /Livermore Jaycees/



36-Year-Old Bill Clark won the Campbell Rotary 10K and SJS Benefit 15K on successive weekends. /D. O'Rourke/

**SAN JOSE STATE TRACK TEAM BENEFIT RUNS** (Dec. 9, San Jose - Hellyer Pk): /15KM/ 1-Bill Clark/WVTC 48:15, 2-Jackson 49:39, 3-R.Smith/LOHS 53:52, 4-Ruona/Un 55:52, 5-McCrillis/TRAC 57:09\*, 6-Crowley/SJCC 57:33F, 7-Williams/WVJ 58:10\*...14-Ellen Clark/WVTC 65:50F. /10KM/ 1-Joe Salazar/CW 31:56, 2-Meinhardt/WVJ 32:26, 3-White/WVJ 32:42, 4-Montenegro/CW 32:46, 5-Dorst/WVC 33:21, 6-Garcia/WVJ 33:23, 7-Cruz/PW 33:40, 8-Stark/GE 33:54, 9-DeRosa/SJCC 34:39, 10-Nevraumont/WVJ 34:51\*...22-Maria King/SJC 37:43F, 33-Gutierrez/RRC(50) 41:10\*. /5K/ 1-Dennis Maloney/WVC 15:49, 2-Farmer/Un 15:51, 3-Gomez/Un 15:52, 4-Underhill/Un 15:54, 5-Dunn/Un 16:54...9-Van Zant/WVJ 17:41\*, 14-Trudy Mahr/Un 19:36F. (27, 58 & 37 finished 15K, 10K & 5K runs respectively). /Dave Shrook/

**SPORTS-A-FOOT RELAY** (Dec. 22, Petaluma): 1-Aggies 2:11:51, 2-Camino West 2:12:31, 3-Sports-A-Foot 2:15:43, 4-Aggies "B" 2:16:21, 5-Tamalpa 2:19:02, 6-Woodland TC 2:21:01...10-Tamalpa Masters 2:29:34, 17-Aggie Women 2:46:17, 18-Little Hill Striders (H.S. Girls) 2:49:47...35 teams finished.

**MISSION BAY MARATHON** (Jan. 13, San Diego): 1-Mike Manley/OTC(37) 2:14:43, 2-Lux/JT 2:18:01, 3-Close/JT 2:18:38, 4-Blue/JT 2:20:22, 5-Wey/Switzerland 2:20:28...14-Barton/NZ 2:23:29, 19-Clark/WVTC 2:25:05, 25-Pawlak/WVJ 2:27:53, 40-Green/WVTC 2:34:46, 43-Patterson/Sub-4 2:35:05, 53-Hurd/SF 2:37:25...74-Gassman/Hawthorne 2:40:53\*, 76-Miller/Davis 2:41:42, 135-Alarid/Sac 2:48:51, 143-Fessaha/Berk 2:49:49, 158-Hoffmayer/SRR 2:51:22. /Women/ 1-Gail Volk/SeaTC 2:44:41, 2-Binder/KCBQ 2:48:08, 3-Kozlowski/PCP 2:53:46...21-Clark/WVTC 3:22:34...1401 finishers.

**RUN FOR THE COOKIES** (Jan. 19, Oakland): /6.5 Mi., short?/ 1-Al Hernandez/WVTC 32:12, 2-Jewett/ETC 32:38, 3-Plummer/WVTC 32:40, 4-Sevald/ETC 32:56, 5-Franklin/WVTC 33:02, 6-Farmer 33:23, 7-Weir/AGRC 33:35, 8-Williams 33:37, 9-Miyaji 33:37, 10-Butt/WVTC 33:56, 11-Anderson 34:10, 12-Peters 34:26, 13-Seurer/WVTC 34:28, 14-Gehrig 34:32, 15-Edmonds 34:45, 16-Schieffer 34:58, 17-Vasquez 35:04\*, 18-Dangel 35:08, 19-Sampson 35:20, 20-Nelson 35:27, 21-Scarich 35:34, 22-Coleman 35:42, 23-Spain 35:47, 24-Hollenbeck 35:54, 25-Hamilton 35:54...33-Shastany/WVTC(50+) 37:03\*, 40-Myers/PMK 38:35\*, 43-Cross/WVTC 38:48\*, 49-Castellanos 39:19\*, 52-White 39:28\*, 58-Denis Bigelow/AGRC 39:50F, 65-Vicki Bigelow/AGRC 40:30F\*, 86-Muller 42:57F, 94-Turner 43:32F, 99-White/WVTC 44:03F\*...248 finished. /Barb Gaffield/

**ZOO RUN** (Jan. 20, San Francisco): /4.204 Mi./ 1-Dan Martinelli 20:51, 2-Jackson/Berk 20:58, 3-Lange/CW 21:05, 4-Hockerson/AGRC 21:06, 5-Boynton/Un 21:07, 6-Holl/AGRC 21:11, 7-Harris/WVTC(39) 21:13, 8-DeAraujo/Brazil 21:19, 9-Beckert/WVTC 21:21, 10-Skoufes/Un 21:13, 11-Schubach/Un 21:24, 12-Stiller/WVJ 21:28, 13-Netland/BS 21:32, 14-McGrael/Un 21:38, 15-Coughlin/Un 21:44, 16-Gomez/Un 21:47, 17-Rostege/WVTC(39) 21:48, 18-Moreno/BS 21:49, 19-Bryan/WVTC 21:50\*, 20-Colombet/MR 21:50, 21-Cobb/Un 21:51, 22-MacDougall/Un 21:55, 23-Gehrig/Un 21:58, 24-J.Batz/Un 22:17, 25-Ferraz/Un 22:24, 26-Swope/BDC 22:25, 27-Llewellyn/UC 22:27, 28-Gallagher/Un 22:27, 29-Jacobs/Un 22:30, 30-Wallace/DRR 22:31\*, 31-Locksley/Un 22:32, 32-Arziño/CSH 22:34, 33-Dzewaltowski/UF 22:40, 34-Barnett/CW 22:45, 35-Bernier/Un 22:47... 37-Nevraumont/WVJ 22:52\*, 48-Lualhati/NCS 23:21\*, 54-Kerry Brogan/LAHS 24:02F, 57-Goetschel/Un 24:09\*, 80-Dailey/LHS 24:33F, 83-Kelly Brogan/FthIAC 24:47F, 108-Jill Ellingson/Hwd 25:22F, 126-Blair/Un 25:43F, 150-Harbin/MW 26:16F\*, 154-Irvine/DSE 26:21F\*...2300+ finishers. /Norm Gerhans/

**WILLY'S ROAD RACES** (Jan. 26, Los Altos): /5 Mi./ 1-Jake White/WVJ(38) 25:18, 2-Laris/Un(39) 25:23, 3-Pinckney 25:25, 4-Buf-finton 25:37, 5-Tracy/WVTC 25:41, 6-McFarlane 26:03, 7-Garcia 26:41, 8-Dunn 26:52, 9-Hawkes/WVTC 26:53, 10-Gocking 27:01, 11-Lewis/TRAC 27:06\*, 12-McNab 27:19, 13-Kaye 28:05, 14-Knight/WV 28:12, 15-Judy Fox/WVTC(39) 28:32...19-Carpenter/WVTC(52) 29:11\*, 26-Egley(56) 30:12\*, 28-H. DeMoss/WVTC 30:40\*, 32-P. DeMoss/WVTC 31:42F, 37-Rankin 32:12F, 38-K. Himmelberger 32:17F, 47-Wayman 33:33F, 55-Gerrity 34:28F\*...85-B. Carpenter/Un 39:44F\*...119 finishers. /Bill & Ellen Clark/

**BAKERSFIELD MARATHON** (Feb. 2, Bakersfield): 1-Steve Brown(27) 2:19:38, 2-Ramirez/FTC 2:21:38, 3-Entz 2:27:03...11-Belzer/SYN 2:39:48, 12-Glauser 2:40:46\*, 15-Lujan 2:42:13\*, 109-M. Gauthier/SYN(43) 3:24:36F\*...196 finishers. /Larry Arnt/

**MARDI GRAS MARATHON** (Feb. 10, Metairie, LA): 1-Ron Tabb/TX 2:11:00, 2-Callison/OH 2:11:22, 3-Howieson/Canada 2:12:18, 4-Leroy/PA 2:13:33, 5-Camp/FL 2:13:46...Joe Burgasser/STC(40+) 2:27:08...Gayle Olinek/Canada 2:35:12F, Welzel/PA 2:41:07F... Sue Stricklin/WVTC 3:07:00F\*. /Marty Post, John Duvig/

**GASPARILLA CLASSIC** (Feb. 9, Tampa, FL): /15KM/ 1-Greg Meyer/GBTC 43:40(AR), 2-Foster/FL 44:40, 3-Matthews/SC 44:53, 4-Kasich/AW 44:57, 5-Lodwick/AW 45:01...Grete Waitz/Norway 48:01(WR), Groos/VA 51:31F, Henderson/NC 52:07F. /Marty Post/

**WEST VALLEY MARATHON** (Feb. 10, San Mateo): 1-Rick Sayre/Summit AC-Ohio 2:18:50, 2-Bryant/SMT 2:19:15, 3-Heinrich/MR(39) 2:22:36, 4-Greifinger/SMT 2:23:35, 5-Skarda/IL 2:23:41, 6-McMullin/SMT 2:24:06, 7-Chun/GSF 2:24:17, 8-Darling/ETC 2:25:56, 9-Warr/MR 2:30:32, 10-McLean/WVTC 2:32:26, 11-Chambliss/BB 2:32:36, 12-Rios/SMT 2:33:06, 13-Levitsky/WVTC 2:33:56, 14-White/WVJ 2:34:08, 15-Knudsen/Un 2:39:16, 16-Rosales/SLO 2:40:51, 17-Gehl/PMK(51) 2:46:41\*, 18-Mattern/PMK 2:46:52\*, 19-Coke/CSR 2:48:21\*, 20-Sawyer/RRC 2:57:41\*, 21-Hakola/Un 2:57:43\*, 22-Soubier/PMK 2:58:53\*, 23-Marilynn Harbin/MW 3:04:18F\*, 24-Mason/Un 3:04:49\*, 25-Collette/SummitAC 3:04:57...28-McGee/DSE(60) 3:33:20\*...31 finishers. /Jack Leydig/

**NIKE/WARRIORS 5-MILE CLASSIC** (Feb. 10, Oakland): 1-Duncan MacDonald/WVTC 23:55, 2-Blume/GBTC 25:06, 3-Kotchevar 25:35, 4-Johnston 26:25, 5-Netland 26:45, 6-Moore 26:57, 7-O'Neil/BC(54) 27:12, 8-Dangel 27:17, 9-Brock 27:18, 10-Rolston 27:25, 11-Robinson 27:28, 12-Dzewaltowski 27:35, 13-Bautista 27:48, 14-Llewellyn 28:09, 15-Swope 28:16...23-Kerry Brogan/LAHS 29:28F, 26-Pam Cox/UCB 29:36F, 27-Kelly Brogan/FthIAC 29:37F, 36-Barrios 30:41F, 37-D. Bigelow 30:44F, 42-V. Bigelow/AGRC 31:03F\*, 44-Garner 31:04\*, 47-Houston/AGRC 31:29F, 49-McManus 31:59\*, 54-Lee/WVTC 32:13F\*...183 finishers. /Ron Wayne/

**SRI CHINMOY 10-MILER** (Feb. 10, San Francisco): 1-Michael Duncan/WVTC 52:40, 2-Palomino 53:54, 3-Cohn 54:13, 4-Butt/WVTC 54:17, 5-Barrett 54:20, 6-Morse 54:27, 7-Berg 54:40, 8-J. Moreno 54:55, 9-Gehrig 55:21, 10-Stanbridge 56:06, 11-Williams 56:11, 12-McDevitt/WVTC 56:16, 13-Stewart 56:38, 14-Hannaford 57:28, 15-Thomas 58:11, 16-Frisbie 58:19, 17-Felzer 58:34, 18-Lewis 58:37, 19-Littlefield 58:40, 20-Harvey 58:55, 21-Wong 58:56, 22-Coghlan 59:01, 23-Gray 59:07, 24-Armstrong 59:26, 25-Busylinski 59:35...46-Karen Scannell/IMP 62:23F\*, 49-Castellanos 62:36\*, 51-Lanterman 62:47\*, 58-Denton/IMP 63:08F, 70-Vernon 64:18\*, 76-Carisetti 64:57F, 83-Carlton 65:41F...278 finished. /S. Michaelian/

**VALENTINE'S DAY RUN** (Feb. 10, Campbell): /10KM/ 1-Sal Berumen 31:28(CR), 2-Salazar/CW 32:32, 3-Pawlak/WVJ 33:07, 4-Colvin 33:11, 5-Meinhardt 33:51, 6-Zamczyk/WVTC 34:17, 7-Johnson 34:42, 8-B. Smith 34:43, 9-Sharp 34:44, 10-Greco 34:55, 11-Pruitt 35:06, 12-Brown 35:23, 13-Deggen 35:46, 14-Amaral 35:54, 15-Sproule 35:55, 16-R. Smith 36:05, 17-Nelson 36:09, 18-VanZant/WVJ 36:49\*, 19-Batie 36:53, 20-Rountree 37:00...22-Judy Graham/AGRC 37:30F, 33-McCrillis/TRAC 37:59\*, 39-Farrington 38:44\*, 46-King 39:30\*, 48-Davis 39:44F, 69-Yaninek/SJC 41:47F, 73-Gleason 42:06F, 87-Va Eberly 43:25F...154-Bromstead 47:49F\*...348 finished. /Cruz/

**EXCELSIOR EAST END RUN** (Feb. 17, San Francisco): /7.87 Mi./ 1-Brock Hinzman/ETC 42:32, 2-Rivas/ETC 43:11, 3-Holl/AGRC 43:48, 4-Sevald/ETC 44:36, 5-Alexander/Un 45:12, 6-Gehrig/Un 46:16, 7-Conroy/ETC 46:31, 8-Steer/PMK 47:11, 9-Stanbridge/PMK 47:20, 10-MacDougal/Un 47:31, 11-Hildreth/Un 47:36\*, 12-Rowley/GSF 47:42, 13-Hohm/RA 47:55, 14-Marconda/WDS 48:06, 15-Lucas/WDS 48:08, 16-Thomas/ETC 48:19, 17-Kadish/Un 48:31, 18-Homeyer/RA 48:32, 19-Ridout/MR 48:45, 20-Cantanesi/MW 48:45\*, 21-McAbee/PMK 49:17\*...24-Shastany(50)/WVTC 49:37\*, 35-Chaffee/ETC 50:16\*, 38-Moorman/PMK 51:26\*, 39-Schiessl/Un 51:41\*, 41-Williams/WVJ 52:00\*, 44-Nicholson/PMK 52:25\*, 47-Dunn/PMK(51) 52:54\*...61-Joan Ulyot/WVTC 54:42, 85-Rodd/WVTC 57:45F, 87-Irvine/UN(50) 57:59F\*, 94-Anit/Skyl 58:40F, 107-Wiseman 59:21F, 109-Wilde/TRAC 59:29F, 117-Maricle/NCS 60:10F\*...255 finished. /Terry Casey/

**MARTINEZ TO PORT COSTA BRICKYARD RUN** (Feb. 23, Martinez): /8.4 Mi./ 1-Proteau/AGRC 42:03.2, 2-Kotchevar 42:14, 3-B. Alexander/Un 42:57, 4-Pawlak/WVJ 43:16, 5-Molina 43:35, 6-Heinrich/MR 43:45, 7-Butt/WVTC 44:05, 8-Virginia 44:27, 9-Vasquez/PMK 44:33\*, 10-Vega 44:37, 11-Alderman 44:41, 12-Larsen 45:02, 13-Frisk 45:18, 14-Casey/ETC 45:37, 15-MacDougal 45:43, 16-Cordna 45:48, 17-Sampson 45:48, 18-Gama 46:23, 19-Hendrix 46:43, 20-Van Otten 46:46, 21-Leonard 46:49, 22-Pugh 46:54, 23-Holbrook 46:58...29-Kiernan/TAM 47:51\*, 34-Myers/PMK 48:35\*, 39-Byrd/PMK 49:30\*, 44-Mary Gaffield/ECHS 49:56F, 96-Marion Irvine/DSE(50) 55:21F\*, 123-Fox 57:41F...246 finished. /Luksa Sekulich/



(Left) Bill Britten built up a big lead thru 15 miles (just under 1:16) of the West Valley Marathon before dropping out shortly thereafter (shown here at 14+ Mi.). (Right) Rick Sayre went on to win in 2:18:50. /Jim Engle Photos/

**SONOMA VALLEY FOOTRACE** (Feb. 23, Sonoma): /7.4 Mi./ 1-Jim Bowers/VMRC 44:49.1\*, 2-Beardall/VMRC 45:58\*, 3-Alexander/VMRC 47:05, 4-Nieto/VMRC 47:13, 5-Doris/VMRC 47:39, 6-Bollman/VMRC 48:03, 7-Hoyt/Un 48:20, 8-Kramer/Un 48:48, 9-Russell/Un 49:01, 10-Jones/VMRC 49:17, 11-Preston/VMRC 49:21, 12-Schulz/ER 52:34\*, 13-Page/Un 52:41, 14-Lowder/Un 53:04, 15-Wong/ER 53:23...42-Nicole Wisser/Un 67:52F...63 finished. /Fred Kenyon/

**OCCIDENTAL FOOTRACES** (Mar. 1, Occidental): /5KM/ 1-Brian Hoyt/Un 16:05.6, 2-Beardall/VMRC 16:31\*, 3-Doris/VMRC 16:44, 4-Preston/VMRC 16:52, 5-Wong/ER 17:21, 6-Nieto/VMRC 17:26, 7-Pedroia/Un 17:52...10-Schulz/ER 18:46\*...12-Laura Longanecker-Roels/VMRC 20:21F...32 finished. /Fred Kenyon/

**PA/TAC WOMEN'S 10KM CHAMPIONSHIPS (ROAD)** (Mar. 2, Woodside): (Certified Nationally) 1-Judy Fox/WVTC(39) 35:27.4, 2-Munday/Un 37:42, 3-Harms/AGRC 38:01, 4-Young/AGRC 38:22, 5-Denton/IMP 39:03, 6-Soderholm/WVTC 39:13, 7-Rudolf/WVTC 39:29, 8-Leydig/WVTC 39:35, 9-V. Bigelow/AGRC 39:39\*, 10-Storm/Un 39:52, 11-Irvine/NCS(50) 40:00.8(AR), 12-Himenes/WDS 40:15, 13-Schmidt/SDS 40:22, 14-LeCocq/WVTC 40:37, 15-Stroud/WVJ 40:40, 16-Houston/AGRC 40:54, 17-Glockner/WDS 41:47, 18-Pappe-Reynosa/AGRC 42:10, 19-Anderson/NCS(50) 42:17\*, 20-Whittingslow/WVTC 42:22\*, 21-Sierra/WVTC 42:26, 22-Don/Un 42:33, 23-Stricklin/WVTC 43:00\*, 24-Jaeger/Un 43:16, 25-Kolb/WVTC 43:16, 26-Clark/WVTC 43:24, 27-Maricle/NCS 43:30\*, 28-Woodward/NCS 43:33\*, 29-Olrich/Un 43:45, 30-Kressenberg/WVTC 43:54...63 finished. /TEAMS/ (Sr.) WVTC 3:14:21, AGRC 3:19:05, WVTC"B" 3:34:28; (Jr.) WDS 3:31:03; (40+) NCSTC 3:34:30. /Jack & Judy Leydig/

**NATL. TAC SR. & MASTERS 25K CHAMPIONSHIPS** (Mar. 2, Ventura): 1-Gary Tuttle/TIT 1:18:48, 2-Smead 1:18:52, 3-Jones/SBAA 1:18:52, 4-Britten/AGRC 1:18:58, 5-Mahoney/GBTC 1:19:38, 6-S. Brown/BB 1:21:37, 7-Chaidez/Un 1:22:19, 8-Langford/AGRC 1:23:00, 9-O'Halloran/AGRC 1:23:11, 10-Proteau/AGRC 1:23:42, 11-League/SBAA 1:23:47, 12-Ruiz/AZTL 1:25:02, 13-Hollister/SBAA 1:25:34, 14-Scobey/TIT 1:25:41, 15-Brennan/SBAA 1:25:45\*, 16-Botke/SBAA 1:25:46, 17-Clark/AGRC 1:26:14, 18-Matela/FinInd 1:26:50, 19-Manson/CALA 1:27:07, 20-Barbaruco/Un 1:27:20...33-Hughes/SCS 1:30:38\*, 34-Knerr/STC 1:31:03\*, 41-Tocco/CCAC 1:32:32\*, 48-Efron/CCAC 1:32:48\*, 49-Bryan/WVTC 1:32:57\*, 50-Bennetts/CCAC 1:33:00\*, 52-Rudberg/STC 1:33:19\*, 72-Jerome/HDT 1:36:02...86-Patricia Story/SMT 1:37:46F, 106-Petersen/Un 1:40:50F, 134-Kiddy/Un 1:43:38F\*...148-Miller/STC(54) 1:45:14F\*, 214-Rompanen/STC 1:52:34F\*, 215-Storey/Un(55) 1:52:46F\*. /Teams/ (Sr.) Aggie RC 1:23:01 (aver.), SBAA 1:23:57, SMT 1:37:15; (40+) CCAC 1:34:02.1, STC 1:34:02.7, SCS 1:41:02; (50+) STC 1:40:07; (Women's 40+) STC 1:50:27. /414 finishers, all divisions...certified by Natl. Standards Comm., windy during latter stages. /R. Bryan/



**PAMAKID LAKE MERCED RELAYS** (Mar. 9, San Francisco): - Despite the warm weather and significant headwinds on the southern part of the course, the seemingly invincible record for open men, set by an all-star team from Cal three years ago, fell to Excelsior. They were followed some ways back by the defending Aggies, with the Marin Racers some 4 minutes back, despite a scorching leadoff leg by Mike Arago. Fox's Bunch, with regular, Ramsay Thomas, again ran off with their mixed over-33 division, placing 13th overall, but missing their 1979 mark. The Pamakid masters repeated as last year's winners over their Tamalpa rivals, also placing teams in 4th, 5th & 7th. The open women's division produced another fine race, with Tena Anex-Harms collaring speedy master, Karen Scannell, in the last mile, with Tamalpa close behind. The Aggies set a new course record for women in the process. NorCal Seniors masters' women's teams finished in the first two slots in their division. A total of 94 5-person teams completed the Relay. \*\*1-Excelsior Flashers 1:52:04, 2-Loose Ends 1:53:44, 3-Marin Racers 1:56:28, 4-Tamalpa 1:58:08, 5-Los Fantasticos 1:59:37, 6-Running Shop 1:59:42, 7-Excelsior Imperators 1:59:47, 8-Flying Tigers 2:02:33, 9-Flying Tiger Killers 2:03:33, 10-Tamalpa "B" 2:03:50, 11-Brown Eyes (Aggies) 2:04:18, 12-Canyon TC 2:05:23, 13-Fox's Bunch 2:07:34, 14-Chabot College 2:08:40, 15-Hurtin' Cowboys 2:08:48, 16-Pamakid Masters 2:09:27\*, 17-Tam Barking Spiders 2:10:34\*, 18-WVTC Masters 2:13:28\*, 19-SFFD 2:13:45, 20-Pamakid 2:14:13...34-Aglets 2:23:37F, 35-Impala Racing Team 2:23:59F, 39-Tamalpa Trail Demons 2:26:10F, 52-WVTC Women 2:32:31F, 54-NorCal Gold 2:32:57F\*. /Frank Smith/

**JUNIOR AID "RUN-FOR-ALL"** (Mar. 22, Stockton): /10KM/ 1-Pete Flores/AGRC 32:01, 2-Reynoso/AGRC 32:06, 3-Pinocci/WVTC 32:35, 4-Jewett/ETC 33:34, 5-Seyfried 33:58, 6-Freeman 35:10, 7-Bryan/WVTC 35:32\*, 8-Samuelson 35:40, 9-Rowley/GSF 35:43, 10-Pierce 36:05, 11-Remington 36:11, 12-Sage 36:58, 13-McHugh 37:04, 14-Bennett 37:10, 15-Moran 37:17\*...29-Karey Robinson 40:18F, 30-Kathy Way 40:41F, 31-Gaal 40:53\*, 35-Herzog 41:28\*, 38-Reynoso 41:35F, 42-Brazell 42:21F...230 entered. /Sandi Cole/

**ANNADEL 8,000M X-COUNTRY** (Mar. 23, Santa Rosa): 1-Jim Bowers/VMRC 27:28\*, 2-Preston/VMRC 28:26, 3-Alexander/VMRC 28:53, 4-Beardall/VMRC 29:29\*, 5-Nieto/VMRC 29:31, 6-Bollman/VMRC 30:03, 7-Ridout/TAM 30:15, 8-Pedroia/Un 30:31, 9-Jones/VMRC 30:42, 10-Wong/ER 31:29, 11-Fanning/Un 31:47, 12-MacPherson/ER 32:14... 14-Pence/Un 33:26\*, 16-Schulz/ER 33:47\*...42-French/ER 40:51F ...48 finishers. /Fred Kenyon/

**NATL. TAC MASTERS 15K CHAMPIONSHIPS** (Mar. 29, Seattle, WA): 1-Dan Conway/WI 48:46.4, 2-Hambly/Snoh 49:08, 3-Vasquez/PMK 49:23, 4-Brennan/SBAA 49:53, 5-Hughes/SCS 50:23, 6-Pitkethly/Snoh 50:30, 7-Miller/CNW 51:01, 8-Campbell/BC-Canada 51:37, 9-Walkden/Snoh 51:51, 10-Mahaffey/Snoh 52:00, 11-Bryan/WVTC 52:28... 26-Miller/Snoh(53) 57:38, 32-Sandra Kiddy/Un 59:05F, 41-Groombridge/SeaTC 60:23F, 44-Grey/Un(60) 60:41, 61-Anderson/NCS(50) 63:12F...77-Maricle/NCS 66:11F, 80-Woodward/NCS 66:23F, (more)



(L-R) Steve Ottaway, winner of the Clear Lake Marathon in a time of 2:39:12. Judy Fox was a stunning 5th (34:23) in the U.S. Nike/Club 10K at 39 years of age. /Don Gosney/

(Masters 15K, Cont'd...) 87-Waters/NCS 67:24F. Teams: (MEN) 40-49: Snohomish "A" 4:16:58, Snohomish "B" 4:36:44; 50+: Snohomish 5:10:26; (WOMEN) 40-49: Seattle TC 3:10:43, NorCal Srs 3:15:46. /147 finishers/ /Roger Bryan/

**ROEDING PARK 6-MILER** (Mar. 29, Fresno): 1-Tony Ramirez/FTC 30:01, 2-S.Moreno/SSTC 30:53, 3-J.Molina/HSTC 31:19, 4-Higginbotham/Un 31:55, 5-Lomeli/FTC 32:18, 6-Merrow/FTC 32:20, 7-Hemphill/FTC 33:16, 8-Thornton/HSTC 33:44\*, 9-Chapin/HSTC 33:44, 10-Montanez/FTC 34:28...24-Zamarripa/Un 36:05\*, 25-Lynch/FTC 36:08\*, 28-Orme/FJ 36:22\*, 34-Toabe/FTC(56) 36:51\*...60-Kimbi Hamer/WVTC 38:57F, 63-Paula Ramirez/FTC 39:14, 64-Helen Lopez/Un 39:19F, 73-Barrett/FTC 40:38F, 76-Shattuck/Un 40:46F, 77-Lindsay/Un 40:47F\*...200 finishers. /Frank & Joe Delgado/

**PINOLE MARATHON** (Mar. 30, Pinole): /Very tough & hilly/ 1-Scott Molina/ZAC 2:34:25(CR), 2-DeAraujo/Brazil 2:38:34, 3-Berg/LMJS 2:40:28, 4-Lisowski/Un 2:41:54, 5-Bowers/MI 2:45:16, 6-Nieman/HMRF 2:47:09, 7-Stainbrook/BC 2:49:49, 8-Hendrix/PMK 2:49:50, 9-Notch/LMJS 3:00:49, 10-Impastato/Un 3:01:17, 11-Zumwalt/PMK 3:02:10...29-Miller/LMJS 3:15:39\*, 37-Chavez/ZAC 3:20:32\*, 40-MacIntosh/Un 3:22:07\*, 46-Gwen Moore/BRC 3:26:14F, 52-Peggy Lavelle/Un 3:40:31F...100 finishers. /Steve Justice/

**NIKE-U.S. CLUB ROAD RACING CHAMPIONSHIP (10KM)** (Apr. 5, San Diego): /OPEN MEN/ 1-Herb Lindsay/FSRT 28:29, 2-Shorter/FSRT 28:50, 3-Centrowitz/OTC 28:57, 4-Clary/OTC 28:59, 5-Mavis/FSRT 29:01, 6-Pfeffer/JT 29:06, 7-Cotton/JT 29:12, 8-Arbogast/FSRT 29:13, 9-Tuttle/TIT 29:14, 10-Wells/AW 29:18, 11-Lux/JT 29:19, 12-Anderson/FSRT 29:27, 13-Holleran/OTC 29:28, 14-Gregorio/FSRT 29:29, 15-Castaneda/CTC 29:31...26-Kissin/WVTC 29:55, 27-White/AGRC 29:58, 28-Moreno/CW 30:02, 30-Britten/AGRC 30:09, 32-Kingery/CW 30:14, 42-Gentry/CW 30:35, 44-Yeo/AGRC 30:37, 50-P. Sweeney/AGRC 30:53, 53-Rivas/ETC 31:07, 57-Langford/AGRC 31:11, 60-Magallanes/WVTC 31:28, 64-Harms/AGRC 31:35, 66-Arago/MR 31:37, 70-Brown/WVTC 31:48, 73-Hinzman/ETC 32:05, 77-Van Dine/AGRC 32:25, 78-Hart/OTC 32:26, 80-Green/ETC 32:35, 81-Peters/JT 32:46, 83-Barton/Phid-SD/NZ 32:55, 84-Jewett/ETC 33:00, 85-O'Halloran/AGRC 33:01, 89-Hines/ETC 33:25, 94-Tracy/ETC 34:09, 103-Sevald/ETC 36:32...115 finishers. Teams: FSRT 14, OTC 20, JT 24...8-CW 95, 11-AGRC 106, 16-WVTC 144, 19-AGRC "B" 148, 21-ETC 191, 23(t)-ETC "B" 245. /MASTERS/ 1-Mike Tym/MPRR 32:25, 2-Hambly/Snoh 32:43, 3-Ellis/Snoh 33:10, 4-Pitkethly/Snoh 33:38, 5-Gallup/MPRR 33:42, 6-Hughes/SCS 33:48, 7-Cathcart/WVTC 33:55, 8-Hipp/NCTC 34:02, 9-Hamren/SDTC 34:13, 10-Burgasser/STC 34:23...15-Bryan/WVTC 34:39, 30-Bachrach/WVTC 36:31, 41-Wellck/WVTC 38:00...45 finishers(?). Teams: Snohomish 9, MPRR 25, STC 38...6-WVTC 52. /WOMEN/ 1-Mary Decker/AW 32:53, 2-J. Shea/NC 33:45, 3-Springs/NC 34:17, 4-M. Shea/NC 34:22, 5-Fox/WVTC(39) 34:23, 6-Eide/OTC 34:25, 7-Binder/KCBQ 35:05, 8-Morris/SMT 35:07, 9-Bridges/WSSAC 35:19, 10-Slater/WSSAC 35:30... 24-Young/AGRC 37:47, 26-Harms/AGRC 38:23, 29-Taylor/WVTC 38:54, 31-Leydig/WVTC 39:34, 32-Houston/AGRC 39:44, 36-English/WVTC 40:30...46 finishers. Teams: No.Carolina St. TC 6, WSSAC 31, SMT 39...7-WVTC 58, 9-AGRC 74. /MASTERS WOMEN/ 1-Margaret Miller/STC(50+) 39:09(AR), 2-Wright/STC 39:51, 3-Stock/SDTC 39:59, 4-Anderson/NCS 40:17, 5-Groombridge/SeaTC 40:24, 6-Lee/WVTC 40:35, 7-Wichary/SDTC 40:36, 8-Hobson/SDTC 41:02, 9-Whittingslow/WVTC 41:52, 10-Rompanen/STC 42:07, 11-Stricklin/WVTC 42:12...16-Woodward/NCS 43:40, 26-Carlson/NCS 47:52...39 finishers. Teams: STC 13, SDTC 18, WVTC 26...6-NCS 46.

**CLEAR LAKE MARATHON & 20KM** (Apr. 12, Lakeport): /Marathon/ 1-Steve Ottaway/England 2:39:12, 2-T.Jones/PMK 2:45:51\*, 3-Bugler/PMK 2:47:15\*, 4-Dahlstet 2:50:32, 5-Rizzo 2:51:50, 6-Ko11/WVTC 2:57:25, 7-Warfel 3:00:37, 8-Smithton 3:00:50, 9-Jensen/Reno 3:02:22, 10-Mangseth 3:05:13, 11-Worth 3:08:51\*...24-Fry/50+ 3:19:35\*, 51-Kathleen Pfeifer/Sac'to 3:34:09F, 62-Susan Whelan/SLO 3:39:22F. /20KM/ 1-Bill Clark/WVTC(36) 1:08:15.3, 2-Clay 1:10:39, 3-Miller 1:11:17, 4-Johnson 1:11:17, 5-Bruen/Willits 1:12:07\*, 6-Daniels/TAM 1:13:19\*, 7-Masterson 1:13:58, 8-Bacon 1:13:59, 9-Clemo 1:15:18, 10-Jansen 1:15:31, 11-Sibley 1:16:21, 12-Fritz 1:16:40, 13-Haskings 1:16:53, 14-Tuinzing/TAM 1:17:38...16-Carpenter/WVTC(50+) 1:18:28\*, 18-Whittingslow/OC 1:19:10\*...34-Florianne Harp/TAM 1:24:16F, 40-P. Whittingslow/WVTC 1:27:28F\*, 54-Hayden/TAM 1:29:33F\*, 57-Clark/WVTC 1:29:56F, 65-Kayser-Jones/PMK 1:30:59F\*. (116 marathon finishers; 234 20K finishers) /Bill Jones/

**LAKE MERRITT COUPLES RELAY** (Apr. 19, Oakland): /10K Total/ 1-Nina Gottschalk & Dave Smith 34:13, 2-Ellisen & Hill 34:51, 3-Taylor & McAbee 35:33, 4-Bennett & Sowersby 35:57, 5-Claiborne & Gimes 36:07, 6-Bowles & Harbin 36:09, 7-Doniger & Naylor 36:19 (each person runs 5K). /John Notch/

**HERC DYNAMITE RUN** (Apr. 13, Hercules?): /Distance = ?/  
 1-Ted Quintana/AGRC 20:18, 2-Molina 21:07, 3-Corona  
 21:37, 4-Thompson 21:49, 5-Butt/WVTC 21:54, 6-Gowen  
 21:56, 7-Bowles/Un 22:18\*, 8-Myers/PMK 22:32, 9-B. Myers  
 /PMK 22:43\*, 10-Felsch 23:19, 11-Nielson 23:23, 12-Blackman  
 23:29, 13-Nowak 23:31, 14-Bouchey 23:38, 15-McDonald  
 23:38, 16-J. Smith 23:47, 17-Acosta 23:57...24-Dana/SS  
 24:49\*...71-Nancy Frost 27:39F, 76-Mary Williams 27:50F,  
 102-Sharlet Gilbert 28:46F...370 finished. /S. Justice/

**DIET PEPSI 10K** (Apr. 20, Merced): 1-Tony Ramirez/FTC  
 30:11, 2-Hartig/FTC 31:38, 3-Hamer/WVTC 31:54, 4-Nabers/  
 GSF 32:04, 5-Loux 32:29, 6-Mina/AGRC 32:39, 7-Lomeli  
 32:42, 8-Villegas 33:20, 9-Salcido 34:00, 10-Trevino  
 34:47, 11-Vorse 34:51, 12-Carter 34:59, 13-Leitner 35:01,  
 14-Pierce 35:07, 15-Klein 35:16...27-F. Delgado/FTC  
 36:26\*, 36-Donaldson/MTC 37:15\*, 40-Trout 37:36\*, 43-  
 Zamarripa 37:49\*...86-Kim Hamer/WVTC 40:29F, 87-Tieman/  
 WVTC 40:31F, 100-Dahlstrom 41:00F, 114-Ramirez 41:42F...  
 number of finishers not known. /Merced Track Club/

**84TH ANNUAL BOSTON MARATHON** (Apr. 21, Hopkinton, MA): -  
 NorCal runners did very well this year, placing two men  
 in the top 10 (Jaime White, 7th in 2:17:58, and Mike Pi-  
 nocci, 10th in 2:18:52), and winning both the men's and  
 women's masters titles, as Bernd Heinrich had problems  
 convincing the meet management that he had turned 40  
 just a few days before (see "People News" in "This &  
 That" section of this issue) before being declared the  
 winner "after the fact"...his 2:25:25 was good enough  
 for 51st overall, and beat Ray Swan of Bermuda (2:27:29)  
 by over 2 minutes. Sue Lee, meanwhile, slipped in as  
 the top female finisher over 40 at 3:01:48, good for  
 44th overall among the women, although none of the pa-  
 pers made any mention of that fact. Ron Wayne (38th)  
 and Mike Engleman (49th) also placed in the top 50, with  
 Carol Young (23rd) and Sue Brusher (38th) placing high  
 in the women's field. Unseasonably(?) warm temperatures  
 that reached into the 70's hurt times to some extent,  
 but Jacqueline Gareau & Patti Lyons both dipped under  
 the women's record set last year by Joan Benoit. We  
 did not have full results at press-time, so we're just  
 listing NorCal (and ex-NorCal) people who were listed in  
 the Boston papers. There was the usual large group of  
 locals, some 40 of whom went back on NCCR's tour. \*\*\*  
 1-Rodgers/GBTC 2:12:11, 2-Marchei/It 2:13:20, 3-Tabb/TX  
 2:14:48, 4-Koussis/Gr 2:16:03, 5-Friedman/NJ 2:16:46, 6-  
 Durden/ATC 2:17:46, 7-White/AGRC 2:17:58, 8-Floto/FSRT  
 2:18:19, 9-Ryan/NZ 2:18:49, 10-Pinocci/WVTC 2:18:52...  
 30-Camp/FL 2:21:52, 38-Wayne 2:22:23, 49-Engleman/WVTC  
 2:25:14, 51-Heinrich/MR 2:25:25\*, 57-Patterson/Sub-4  
 2:26:04, 64-Breganti/SUND 2:26:50, 67-McLean/WVTC  
 2:27:12, 82-Collins/SF 2:28:01, 91-Jewett/ETC 2:28:43,  
 109-Weir/AGRC 2:29:58, 118-Brennand/SBAA 2:30:33\*, 148-  
 Chun/GSF 2:32:03, 150-DeAraujo/Brazil 2:32:09, 165-Thomp-  
 son/BAA 2:33:05, 169-Locksley/ETC 2:33:15, 241-Clark/AGRC  
 2:36:26, 332-Frisbie 2:39:24, 355-Johnston/Sraf 2:39:56,  
 400-Hines/ETC 2:40:46, 418-Williams/WR 2:41:07, 422-Lin-  
 cicome/SSS 2:41:12, 437-Lowrie/SLO 2:41:32, 455-Bowers/  
 VMRC 2:41:49\*, 456-Stevens/Palo Alto 2:41:51, 468-Norton  
 /Monterey 2:42:11, 485-Conroy/ETC 2:42:36, 508-Kirkby/  
 MtnVw 2:43:07, 521-Sorenson 2:43:18, 549-R.Clark/WVTC  
 2:43:57, 611-Rodriguez/WVTC 2:45:19. /Women/ 1-Jacque-  
 line Gareau/Canada 2:34:26(NR), 2-Lyons/BAA 2:35:08, 3-  
 Adams/GB 2:39:17, 4-Binder/KCBQ 2:39:22, 5-Samet/NM  
 2:41:50, 6-Goodall/MA 2:42:23...9-Campo/SBarb 2:46:44,  
 23-Young/AGRC 2:54:46, 38-Brusher/WVTC 3:00:08, 44-Lee/  
 WVTC 3:01:48\*. -- Next issue we'll list other NorCal finishers  
 as much as possible, assuming we get the full results in time  
 for publication. /Boston Globe/

**MARIN YMCA SPRING RUN** (Apr. 27, San Rafael): /10KM/--Hot and  
 hilly! 1-Tim Swezey 34:09, 2-Moore 34:53, 3-KillTeen 34:59,  
 4-Hannaford 35:46, 5-Ridout/MR 37:18, 6-Epanchin 37:22\*, 7-  
 Lyons 37:48, 8-Castech 38:50...17-Barry 41:16\*, 25-Mari Cariset-  
 ti 42:46F, 43-Lilian Woodward/NCS 45:59F\*...118 finishers.  
 /Dennis Gallagher/

**OLD STAGE RUN** (May 4, Salinas): /7 Mi./ 1-Gary Romesser 36:34,  
 2-Plaisted 36:52, 3-Tampagni 37:34, 4-Garcia, Jr. 37:43, 5-  
 Wellck/WVTC 38:05\*...no other finishers listed in results.  
 /Women/ 1-Pamela Burkes/WVTC 42:54, 2-Blair 44:40, 3-Maddox  
 46:53, 4-Cosseboom 50:08, 5-Reid 51:11...B.J. Dahl 65:14F\*...  
 213 finishers. /Ruth Nye/



(L-R) Jaime White was top NorCal finisher at the Boston Marathon this year (7th, 2:17:58) & was named to the Mexican Olympic Team for his ef-  
 forts (shown finishing Napa Marathon in 2:16:34, his first attempt at  
 the distance!). /Jim Engle/ Mike Pinocci, shown leading Gary Blume (l)  
 and Dave Smith (r), was 10th at Boston in 2:18:52. /Dennis O'Rourke/



Sue Lee was first wo-  
 man master at Boston;  
 shown here winning  
 Seaside Marathon wo-  
 men's title in Feb.  
 /David Weintraub/

**WOMEN'S TAC/AVON 30K CHAMPIONSHIPS** (May 10, Pa-  
 sadena): - We don't have complete results, so if  
 anyone has received them, please send us a copy.  
 Marty Cooksey, back from her injuries of last  
 year, set a new American road record at 1:50:45,  
 destroying the 1:53:07 she established 2 years  
 ago. The pace was so fast that the top 5 finish-  
 ers broke the old AR. \*\*\* 1-Cooksey 1:50:45, 2-  
 Bankes 1:51:16, 3-Staudt/Canada 1:52:02, 4-Sur-  
 dyka 1:52:27, 5-Fitz 1:52:59, 6-Sweigart 1:54:42,  
 7-Bridges 1:55:11...25-Ullyot/WVTC 2:05:08, 31-  
 Scannel/IMP 2:06:43\*, 33-Lee/WVTC 2:07:40\*.  
 /Agatha-Sue Lee & T&F/

**KEELHAULER CLASSIC** (May 11, Vallejo): /10KM/ 1-  
 John Moreno/CW 30:20.4, 2-Dennis Rinde/WVTC  
 30:48, 3-Hoglund/CW 31:14, 4-George/AIA 32:35, 5-  
 Molina/ZAC 32:53, 6-Rodriguez/WVTC 32:57, 7-Dean  
 Rinde 33:00, 8-DuMont 34:22, 9-Frisk 34:29, 10-  
 Miller/CW 34:54, 11-Pugh 35:02, 12-Watts 35:04,  
 13-Mack 35:11, 14-Hughes 35:14, 15-Felsch 35:45,  
 16-Blackman 35:48, 17-Lazzarotto 36:01, 18-Dobson  
 36:05, 19-Machels 36:17, 20-Wolfkill 36:28, 21-  
 Sweeney/AGRC 36:44...39-Leslie McMullin 39:27F,  
 40-Dana 39:28\*, 53-Leighton 40:40\*, 57-Garner  
 40:58\*, 69-Poore 41:54, 78-Menz 42:40F...89-Pa-  
 pale 43:34F, 103-Cowan 44:25F...139-Erma Baker  
 47:26F\*...279 finished. /Harry Diavatis/

**MOTHER'S DAY RUN** (May 11, San Francisco): /4.5  
 Mi. - Lake Merced/ 1-Mike Conroy/ETC 23:06, 2-  
 Rostege/WVTC 23:40, 3-Osuna 23:46, 4-Lawrence  
 23:58, 5-Hall 25:07, 6-Heim 25:26, 7-Jones 25:27,  
 8-Rouse 25:32, 9-Zaparoli 25:34, 10-Agrecht  
 25:38...17-McCain/PMK 26:40\*, 20-Becker 26:50\*,  
 27:43\*, 29-Pearl Anit/Skyl 28:12F, 58-Levine  
 31:44F, 61-Pritikin 32:02F, 63-Davidson 32:04...85-Gay Soltero  
 /DSE 35:05F\*...222 finishers. /Sue Colvin - Jewish C.C./

**TILDEN PARK RUN** (May 11, Berkeley): /15KM/ 1-Bob Love/CW 49:07,  
 2-DeAraujo/Brazil 50:40, 3-Ryan 52:20, 4-Gowen 53:13, 5-Sampson  
 53:29, 6-Miller 56:09, 7-Seaborg 56:46, 8-Brown 56:49, 9-Felzer  
 57:00, 10-Monteverdi 57:41, 11-Gerlach 58:17...17-Jennifer  
 Chatman 63:58F, 18-Schnake 64:27F...48 finished. /D. Williams/

**OLYMPIC TRIALS MARATHON** (May 24, Buffalo, NY): - Ex-Stanford &  
 WVTC'er Tony Sandoval, now running for Athletics West in Eu-  
 gene, had placed 4th in the 1976 Trials to ex-teammate Don Kar-  
 dong. Today he took the lead with only a few miles remaining  
 and never let up, finishing in a super 2:10:18.6 (4:58.2 per  
 mile). NorCal finishers took 3 of the top 12 spots, led by  
 temporarily transplanted Iowan, Frank Richardson, (See Pg. 40)

(*Marathon Trials, Cont'd...*) this year's National Marathon champ. Frank's 2:14:17 was a place and 5 seconds in front of the first native Californian in, 21-year-old Dennis Rinde, who set an American age-record while knocking almost 6 full minutes from his previous best. Dave Smith, a Michigan transplant now living in Orangevale (same town as Dennis is from), grabbed a fine 12th in a PR 2:14:48. Other results: 1-Sandoval/AW-Oregon 2:10:18.6, 2-Durden/AtTC 2:10:40, 3-Hefner/CO 2:10:54, 4-Tabb/TX 2:12:39, 5-Wells/AW 2:13:16, 6-McCarey/AW 2:13:16, 7-Thomas/GBTC, 8-Minty 2:13:52, 9-Richardson/IA 2:14:17, 10-Rinde/WVTC 2:14:22, 11-Saeger 2:14:38, 12-Smith/YFC 2:14:48...21-Pinocci/WVTC 2:16:45, 23-Smead 2:16:58, 33-Camp/FL 2:17:56, 40-Bautista 2:19:00, 41-Wayne 2:19:01, 44-O'Halloran/AGRC 2:19:08, 50-Edmonds/YFC 2:19:35, 56-Cassaday/WVTC 2:19:54, 58-Pate 2:20:27, 64-Ferreira 2:20:49, 83-Ramirez/FTC 2:23:18, 101-Howard/YFC 2:27:00, 106-Brown/WVTC 2:28:04, 121-Rivas/ETC 2:34:00...123 finishers. /Bill Seaver/

TRAC 10-MILER (May 25, Sunnyvale): 1-George Howe 52:49, 2-Plummer 54:05, 3-Thomas 54:19, 4-Lisowski 54:41, 5-Winter/LVRC 54:53, 6-Press 55:31, 7-Mercado 55:53, 8-Shaughnessy/WVTC 56:44, 9-Dunn 56:48, 10-Krotoski 57:12, 11-Bertani 57:21, 12-R.Smith 57:24, 13-Johnson 58:01, 14-Newton 58:33, 15-Nevraumont/WVJ 58:39\*, 16-Mahan/WVJ 59:31, 17-Modrell 59:49, 18-Van Zant/WVJ 59:50\*, 19-Hicks 60:05, 20-MacLeod 60:12, 21-Ruona 60:20, 22-Meyer 60:32\*, 23-Stokes 60:33, 24-Warfel 60:43, 25-Compant 60:53\*, 26-Knight/WVTC 61:08, 27-Bourne 61:21, 28-Collins 61:44, 29-Williams/WVJ 61:51\*, 30-Yank 62:00...43-Leal 64:46\*, 51-Janice LeCocq/WVTC 66:55F, 58-Rankin 68:15F, 79-Bohner 71:23F, 83-Spencer 72:05F...134 finishers. /Dan Dierken/

MEMORIAL DAY 10K (May 25, Grass Valley): - Newly nationally certified course as of May 10th. 1-Tom Von Ruden 32:23, 2-Geating/YFC 32:59, 3-Gonzales/ColfaxRC 35:19, 4-Scott/OH 35:20, 5-Peavy 35:37, 6-Roeber/BC 35:55, 7-Kirkpatrick/AZ 36:07\*, 8-Hodge 36:12, 9-Tucker/SSRC 36:31, 10-Underwood/BC 36:39\*, 11-H. Latimer/WVJ 36:57\*...17-Belliveau/CCAC 38:07\*...63-Catherine Quinn/CRC 46:07, 71-Hawke/SF 46:48F\*...155 finished. /Loucks/

PACIFIC SUN MARATHON & 10K (May 26, Kentfield): /Marathon/ 1-Virginio DeAraujo/Brazil 2:32:23, 2-Wall/ETC 2:34:37, 3-Swezey/PMK 2:34:46, 4-Frauens 2:41:50, 5-J.Kirby 2:41:54, 6-Dobson 2:42:50, 7-Adams 2:44:23, 8-Lutes 2:45:26, 9-Ardell 2:45:48\*, 10-Leutzinger 2:46:56\*, 11-Martin 2:47:58, 12-Mota/LMJS 2:48:13\*, 13-Persar 2:49:24, 14-Williams/MR 2:51:08, 15-Hannaford 2:53:17, 16-Tucker 2:53:57, 17-Bailey 2:54:22, 18-Buschek 2:55:43, 19-Bristow 2:56:39, 20-Lino 2:57:23, 21-Klein 2:57:30, 22-Parrot 2:57:37, 23-Trumbull 2:57:58, 24-Cronin 2:58:13, 25-Ivory 2:58:31, 26-Sylvester 2:58:45, 27-Stafnes 2:59:01, 28-Hardey 2:59:36, 29-Hillyer 2:59:48\*, 30-Millimann 3:00:24...37-Clark 3:03:00\*, 40-Kovacs/TRAC 3:03:38\*, 44-MacIntosh 3:04:59\*, 56-Regalot 3:08:15\*...97-Mari Karisetti 3:18:42F, 112-Hunter 3:21:42F, 172-Loomis 3:37:32F...328 finished. /10KM/ 1-Matt Thornsberry 32:07, 2-Degan 32:51, 3-Garcia, Jr. 33:21, 4-Darling/ETC 33:50, 5-Beber 34:01, 6-McMillan 34:12, 7-Weinberg 34:16, 8-Tardy 34:22, 9-Moore 34:24, 10-Bryan/WVTC 34:55\*, 11-Kanter 35:09, 12-Gunther 35:16, 13-Laekas 35:21, 14-Skinner 35:36, 15-Butsic 35:39, 16-Wedington 35:46, 17-Gosain 35:48, 18-Genant 35:53, 19-Jensen/PMK 35:55\*, 20-Olive 35:58, 21-Ridout/MR 36:01, 22-Dillon 36:08, 23-Bozylinski 36:11, 24-Knepfer 36:13, Hoots 36:20...29-Clever 36:38\*, 31-Carradine 36:45\*, 34-Malkin 37:08\*, 49-Whitten 37:24\*...58-Jane Sowersby/WVTC 38:30, 76-Irvine/NCS(50) 39:20F\*, 93-Hooper/TAM 39:59F, 99-Wilson 40:13F, 103-Kreef 40:24F, 110-Don/NCS 40:41F\*, 134-Pfiefer 41:57F, 164-Locke 43:19F...795 finished. /Lorna Cwikle/

DIPSEA (Jun. 1, Mill Valley): /7.1 Mi./ (Open course) - Actual times listed with handicap in parentheses following. \*\*\* 1-Donna Andrews/TAM 59:51(15), 2-Kiernan/TAM 51:23(5), 3-Pickett/TAM 55:39(9), 4-Malain/BC 55:53(9), 5-Chaffee/ETC 52:33(5), 6-Ryan 48:37(1)-fastest time, 7-Margaret Livingston 61:41(13), 8-Vasquez/PMK 54:08(5), 9-Beardall/VMRC 54:29(5), 10-Nicholson/PMK 56:32(7), 11-Ottoway 49:35(0), 12-Schafer/CRC 54:36(5), 13-Bonnie Storm/WVTC 65:05(15), 14-Degan 53:15(3), 15-R.Houston/NCS 63:29(13), 16-Florianne Harp/TAM 63:37(13), 17-Johnson 53:56(3), 18-Laskier 54:01(3), 19-D.Houston 54:04(3), 20-H.Latimer/WVJS 56:08(5), 21-Daniels 56:11(5), 22-T.Knepfer 54:14(3), 23-Cleve 56:17(5), 24-Marilyn Moreton 64:24(13), 25-Brace 60:52(9), 26-Joan Don/NCS 66:55(15), 27-Marlys Hayden 69:07(17), 28-K.Tuizing 53:10(1), 29-Hastings 55:21(3), 30-Elaine Parliman 67:29(15), 31-Roenau 61:31(9), 32-Dickerson 61:41(9), 33-Sampson 55:49(3), 34-Melinda Creel 63:53(11), 35-Olson 61:54(9)...probably about 1000 finishers. Full results are usually not sent out to anyone for 10-11 months! /NCSSTC Newsletter/

STATUTO 8-MILER (Jun. 1, San Francisco): /Usually a 4-miler along with the 8-miler, but we didn't receive results this year./ 1-Bill Seaver/WVTC 42:48, 2-Sershen/ETC 43:10, 3-Killteen/AGRC 45:36, 4-Wong 48:20, 5-Buellar/PMK 48:30, 6-Hayes/ETC 48:33, 7-Eng 49:06, 8-Treacy/PMK 49:10\*, 9-Keil 49:30, 10-McCain/PMK 49:56, 11-Horan/DSE 50:35, 12-Pursley 50:53...35-Daphne Dunn/PMK 57:47F, 51-Jean Aguerre/PMK 61:54F, 53-Ann Lurati/SFAC 62:54F...67 finishers (masters not noted). /S.F.A.C./

ROBERT DeCELLE (TAHOE) MEMORIAL RELAYS (Jun. 7, Lake Tahoe): 1-Stereoscope Loafers 6:32:11, 2-Shelley Drug Str. 6:36:56, 3-Bijou Bros. 6:47:09, 4-Aggies 7:01:03(1st club), 5-LMJS 7:16:02, 6-Silver St. Str. 7:17:49, 7-Cal Maritime 7:29:58, 8-Athletic Attic 7:37:54, 9-Dyrone Cleats 7:39:09, 10-Athletic Attic 7:47:58...15-Buffalo Chips 8:09:58\*, 27-Magnificent Seven 8:41:35\*, 28-Western Airlines Masters 8:43:35\*...43-Aggie RC 9:37:32F, 45-Stereoscope Loafers-Ladies 9:41:40F, 47-Silver St. Str. 10:02:44F...53 teams finished (72 miles/7-person teams). /Robert E. DeCelle/

RUSSIAN RIVER RUNS (Jun 8, Ukiah): /Marathon/ 1-John Notch/LMJS 2:32:37(CR), 2-Mota/LMJS 2:34:01\*, 3-Simoni 2:34:59, 4-Neman 2:37:24, 5-Howe 2:40:24, 6-Samuelson 2:41:21, 7-Fanning 2:42:18, 8-K.George 2:42:51, 9-Bruen 2:45:50\*, 10-Epanchin 2:48:38\*, 11-Turner 2:50:40...Kovacs/TRAC 3:01:32\*...Pamela Bartko 3:27:04F, Debbie Sanders 3:33:44F...Erma Baker 3:40:00F\*...149 finished. /1/2-Mara./ 1-Jim Lovejoy 1:11:58, 2-Singer 1:12:01, 3-Gibbons 1:13:01, 4-Keehn 1:13:51, 5-Spinas 1:14:58, 6-Gash 1:18:05, 7-Hire 1:18:11, 8-McGie 1:20:51, 9-Jones/PMK 1:20:59\*, 10-Rosas 1:22:11...Bellon 1:24:39\*, Marut 1:25:50\*, Nolan/NV 1:26:26\*...Vicki Blankenship/PMK 1:28:52F, Jeanie Jones 1:38:43F\*, Pauline Rogers 1:39:43F...199 finished. /John Notch; Jon Pelkey/

ROUND-THE-RUNWAY RACES (Jun. 8, Moffett Field): - Incomplete results were received (only top 3 per division)...we'll list more next time if we get further results. /7.6 Mi./ 1-Dan Harvey/CW 38:21, 2-Swenson 40:40, 3-Parish 41:04...Augustine 44:23\*, Stevenson(50+) 44:33\*, Worth 45:06\*...Nora Crans/IMP 50:03, Patty Fin 51:03, Renee Spencer 53:27...Betsy Fraser-Smith 55:41F\*...310 finished. /3.1 Mi./ 1-Paul Gyorey 14:48, 2-Schmenk/WVTC 15:05, 3-Niemiec/WVTC 15:06...Van Zant/WVJS 16:54\*, Stewart 17:06\*, Cross/WVTC 17:14\*...Tracy Williams 19:25F, Sherrill Tomkins 20:44F, Vicki Rydell 21:05F...Julie Kyle 21:35F\*, Monique Cruz 21:40F\*...240 finished. /Jim Adams/

LAKE TAHOE SERIES 10K (Jun. 22, No. Lake Tahoe): 1-Lyle Nelson 35:12, 2-R.Lawson 35:51, 3-Takaha/CW 35:58, 4-Rizzo 36:39, 5-Sapp 36:43, 6-Talco 37:00, 7-Bell 38:14, 8-Blackman 38:54, 9-McLeary 39:10, 10-Bannon 39:22...V.Schultz 39:53\*, 20-Branchini 41:36\*, 21-Treacy/PMK 41:46\*...35-Holly Beatie 45:17F...71 finishers. /Stephanie Atwood/

FLOWER FESTIVAL PARADE ROUTE 3-MILE (Jun. 28, Lompoc): 1-Mike Ryan/LVDC 15:10, 2-Kurtz/OTUSA 15:27, 3-Harney/OTUSA 15:49, 4-Trimble/OTUSA 15:50, 5-Elkins 16:07, 6-Elwell/LVDC 16:16, 7-Onaga 16:28, 8-Sharer/OTUSA 16:46, 9-Roberts/LVDC 17:05, 10-Lee/SLDC 17:09, 11-Carrier/MCTC 17:11...27-Hill/SLDC 19:16\*, 32-Marshall/LVDC 20:33\*...38-Kerri Marshall/LVDC 21:25F, 44-Carrie Larson/LVDC 21:43F...50-Ruth Adams/LVDC 24:21F\*...66 finishers. /John Perkins/



Duncan Macdonald leads Mitch Kingery up a muddy hill at the PA Sr. X-CO Championships (results on next page). /Jim Engle/



Start of the PA-AAU Sr. Men's 10Km X-Country Championships at Golden Gate Park, won by John Moreno, center. /Jim Engle/

● **PA-AAU SR. 10K X-C** ●  
(Nov. 3, 1979)

/San Francisco, G.G. Park/ - The race was won in a driving rainstorm which turned the already tough, sandy park terrain into mud and flowing water. With about a half of a mile to go, John Moreno, who was leading at the time, took a wrong turn, lost valuable ground, and never gained it back, finishing fifth. In the team battle, the Aggies nipped Camino West (2:44:52 to 2:47:48), with WVTC a distant third in 2:55:36...137 finishers. /Tom Mann/

1-Duncan Macdonald/30/WV32:14	32:16
2-Dan Gruber/24/AGRC	32:19
3-Bill Britten/24/AGRC	32:26
4-Gary Blume/23/OB	32:29
5-John Moreno/24/CW	32:48
6-Mike Porter/26/GBrTC	32:54
7-Mitch Kingery/23/CW	33:05
8-Matt Yeo/25/AGRC	33:13
9-Mike McGrath/24/AGRC	33:34
10-Scott Peters/23/JT	33:53
11-Brad Duffey/23/OB	33:53
12-Roy Hognlund/23/CW	33:53
13-Steve Holl/27/AGRC	34:03
14-Emil Magallanes/24/AG	34:04
15-Denis O'Halloran/24/AG	34:09
16-Tim Becker/21/CW	34:11
17-Mark Proteau/25/AGRC	34:12
18-Dave Smith/25/YFC	34:21
19-Kevin Cooley/24/LF	34:23
20-Tony Munoz/29/CW	34:24
21-Jerald Drew/21/MR	34:25
22-Mike Emry/23/CW	34:26
23-Jeff Clark/25/AGRC	35:05
24-Brock Hinzmann/26/ETC	35:13
25-Lee Edmonds/21/YFC	35:13
26-David Laha/22/CW	35:14
27-George Green/28/ETC	35:20
28-Pete Churney/24/WVTC	35:22
29-Daryl Zapata/34/WVTC	35:27
30-Tom Kearcher/29/PMK	35:36
31-Greg Bachand/32/Cal	35:41
32-Charlie Harris/39/WVTC	35:44
33-Mike Gulli/19/Un	35:47
34-Brian Gieser/26/AGRC	36:05
35-Dave Smith/36/Cal	36:15
36-Phil Kay/26/PMK	36:21
37-Rich Langford/26/AGRC	36:29
38-Bob Darling/30/ETC	36:29
39-Mike Fanelli/23/PMK	36:36
40-Dave Collins/28/PMK	37:02
***MASTERS***	
48-Ralph Bowles/43/MW	37:02
55-Ulrich Kaempf/48/WVTC	38:26

62-Don Ardell/41/TAM	39:37
63-Doug Latimer/41/WVTC	39:40
77-Hank Shastany/50/WVTC	41:36
***WOMEN***	
90-Dana Hooper/25/TAM	43:54
95-Sue Brusher/25/WVTC	44:25
97-Jane Sowersby/29/WVTC	45:05
100-Jennifer Bidduiph/14	46:50
106-Pat Whittingslow/39/WV47:55	

● **THE GREAT RACE** ●  
(Nov. 4, 1979)

/Stanford/ - Course was advertised to be 10K but later was found to be 360 yards short... or just a tad over 6.0 miles. Duncan Macdonald's winning time equates to about 29:42 at the full 10K distance. Vivian Soderholm ran a scorching 34:12 to win the women's division with ease. /P. Orlrich/

1-Duncan Macdonald/30/WV28:43	30:14
2-Kenny Moore/OTC	30:31
3-Bill Gail/Stanford	30:47
4-Bill Clark/35/WVTC	31:09
5-Coty Pinckney	31:35
6-Walter Tompkins	31:46
7-Dennis Tracy/WVTC	31:47
8-Bob Brennand/Stanford	31:55
9-David Karb	31:57
10-Tom Phillips	32:38
11-Tom O'Neil/Stanford	32:55
12-Joaquin Martinez	33:08
13-Richard Herzog	33:13
14-Steve Martinez	33:21
15-David Austin	33:36
16-Stephen Sidney	33:54
17-Keith McNab	34:05
18-Richard Kushman	34:12F
19-Vivian Soderholm/WVTC	34:13
20-Brad Baratan	34:29
21-Robert Saldivar	34:49
22-Ed Jerome	34:49*
23-Peter Wood/50+/NCS	34:59
24-Steve Growden	35:15
25-John Keen	35:19
26-Ed Hart	35:22*
27-David Stevenson/50+	35:23*
28-Don Carpenter/50+/WVTC	35:30
29-Matthew Porteus	35:37
30-Charles Wise	35:41
31-Ross Campbell	35:47*
32-Warren Yeend	35:55
***MASTERS***	
35-Alexander Fetter	36:05
38-John Bramfett	36:37
43-John Bunnell	36:59
47-Leo Ruiz	36:59
***WOMEN***	
33-Phyllis Orlrich/30/Un	35:48

34-Maria King/SJC	35:54
82-Bonnie Storm/WVTC	38:18
86-Robin Campbell/StanTC	38:27
93-Toshi Oyama	38:44
98-Janice LeCocq	38:53
110-Lourdes Hernandez	39:18
113-Laura Ressler	39:29
... 542 finishers...	

● **NATL. MASTERS X-C CHAMPS** ●  
(Nov. 11, 1979)

/Belmont, Crystal Springs X-C Course/ - Oscar Moore built up a huge lead and then hung on over the tough 10K circuit in the Belmont hills, as the Snohomish TC of Washington beat a tough local WVTC squad for the team title. Top local finisher was Tom Cathcart, who took sixth spot in 34:55, some 53 seconds behind the winner. It was Ulrich Kaempf taking the 45-49 class, Jim O'Neil the 50-54 division, and Richard Houston (41:25) the 55-59 trophy, as locals grabbed most of the men's individual titles. Pat Bessel made it a clean sweep for New York, as she won the women's title at 41:50, over a minute ahead of Dorothy Stock. Vicki Bigelow was top local finisher in third place. Ruth Anderson easily took the 50-54 class, and Els Tuinzing the 55-59's, while Kay Atkinson's 57:25 completed a NorCal sweep of individual medals in all the 50+ divisions. San Diego defeated Tamalpa and NorCal Seniors for the women's team honors. There were 185 and 52 finishers in the men's and women's races, respectively. /Walt Van Zant/

1-Oscar Moore/41/NYPC	34:02
2-Earl Ellis/43/SnTC	34:13
3-Dave Hambly/40/SnTC	34:21
4-John Brennand/44/SBAA	34:31
5-Lew Faxon/40/TS	34:50
6-Tom Cathcart/41/WVTC	34:55
7-Ray Hughes/40/SCS	35:05
8-Skip Shafer/41/CCAC	35:09
9-Marvin Rowley/40/CCAC	35:20
10-Ulrich Kaempf/48/WVTC	35:31
11-Kent Guthrie/43/WVJ	35:34
12-Darryl Beardall/43/MW	35:42
13-Dan Ralston/40/SWEAT	35:53
14-Dave Pitkethly/43/SnTC	35:57
15-Jerry Lewis/44/TRAC	36:03
16-Phil Walkden/40/SnTC	36:11
17-Maurice Pratt/42/SnTC	36:20
18-Dick Bartek/47/SBAA	36:25
19-Roger Bryan/43/WVTC	36:26
20-Ron Wise/40/SBAA	36:30
21-Jim Temples/42/SDTC	36:40
22-Roger Daniels/43/TAM	36:41
23-Bill Porter/40/SDTC	36:46
24-Don Ardell/41/TAM	36:55
25-Bill Bachrach/40/WVTC	37:01
26-Doug Latimer/41/WVTC	37:05
27-Andre Tocco/44/CCAC	37:06
28-Jim O'Neil/54/BC	37:07
29-Chuck Stagliano/40/TAM	37:11
30-Walt Schafer/40/CRC	37:20
31-Gary Anderson/41/CCAC	37:22
32-Bob Wellck/42/WVTC	37:25
33-Myron Nevraumont/45	37:35
34-Frank Sais/41/SDTC	37:41
35-Burt Botta/40/TAM	37:43
36-Russ Kiernan/41/TAM	37:51

37-James Murphy/40/Un	37:53
38-Cal Hamren/41/SDTC	37:56
39-Walter Howard/42/BC	37:59
40-Bill Phillips/51/SDTC	38:02
41-Bill Stock/50/SDTC	38:07
42-Paul Holmes/43/BC	38:09
43-John Brazinski/41/MPAC	38:17
44-Tom Sturak/48/SCS	38:21
45-Bob Bourbeau/44/BC	38:22
46-Bill Catanese/41/MW	38:25
47-Bud Krogh/40/TAM	38:27
48-Mike Christianson/43	38:31
49-Joe Burgasser/40/STC	38:33
50-Ray Menzie/45/MW	38:41
51-Wayne Hoffman/41/SBAA	38:44
52-Theo Jones/41/PMK	38:45
53-Bob Malain/52/BC	38:46
54-Sig Mattern/53/PMK	38:52
55-Rich Belliveau/43/CCAC	38:58
56-Hank Shastany/50/WVTC	39:00
57-Bob Fries/49/FTC	39:01
58-Don Pickett/51/TAM	39:05
59-Robin Shilling/44/TRAC	39:08
60-Eugene Lynch/46/FTC	39:14
126-John Lafferty/61/SDTC	42:39
133-Ed Preston/62/Un	42:56
176-John McGee/70/Un	50:43
180-Joseph Goodman/68/Un	55:28
183-Lou Gregory/77/Un	56:08
185-Paul Spangler/80/SLDC	58:08

\*\*\*MEN'S TEAMS\*\*\*

1-Snohomish TC	2:57:02
2-West Valley TC "A"	3:00:58
3-Culver City AC	3:03:55
4-Tamalpa "A"	3:06:21
5-Santa Barbara AA	3:06:29
6-San Diego TC	3:08:47
7-Masters West	3:11:47
8-West Valley J&S	3:14:44
9-Buffalo Chips	3:15:51
10-Tax Reducers AC	3:16:12
11-Pamakid	3:17:07
12-West Valley TC "B"	3:17:48

\*\*\*WOMEN\*\*\*

1-Pat Besse/42/GITC	41:50
2-Dorothy Stock/47/SDTC	42:55
3-Vicki Bigelow/43/AGRC	43:09
4-Joanne Wichary/43/SDTC	43:35
5-Heidi Skaden/42/BC	43:52
6-Ruth Anderson/50/NCS	44:09
7-Susan Mitchell/42/TAM	44:23
8-Betty Wood/43/SDTC	44:36
9-Martha Maricle/46/NCS	45:10
10-Anne Neeley/40/TAM	45:20
11-Betsy White/41/WVTC	45:29
12-Frances Sackerman/50	46:20
13-Joan Reiss/42/BC	46:22
14-Helene Laurent/45/SDTC	46:39
15-Marlys Hayden/46/TAM	46:45
16-Nora Smiriga/43/NCS	46:55
36-Els Tuinzing/58/TAM	53:38
39-Jaclyn Caselli/58/Un	54:18
45-Kay Atkinson/62/NCS	57:25

\*\*\*WOMEN'S TEAMS\*\*\*

1-San Diego TC	3:44:56
2-Tamalpa	3:54:43
3-NorCal Seniors West	4:03:40
4-NorCal Seniors East	4:09:21
5-NorCal Seniors 50+	4:24:10

--Nearly forgot...San Diego TC won the men's 50+ team title with a cumulative time of 3:18:37, with the Buffalo Chips (Sacramento) next at 3:23:15, and the host West Valley J&S third in 3:30:12.

--Sadly, one of our fellow competitors died at the race. Larry Marshall, 47, collapsed a few yards from the finish & was pronounced dead at 1 pm from an apparent heart attack. See Pg. 10 of issue #79 NCR.

**ESL RUNAWAY RACES**

(Nov. 11, 1979)

/Sunnyvale - Moffett Industrial park/ - Duncan Macdonald displayed his return to Olympic qualifying form in this new 10K run in a sizzling 28:50.2 and was uncontested after about two miles. In a companion 2-miler, Dennis Tracy outkicked teammate Arturo Rodriguez, 9:50.4 to 9:51, with Denise Bigelow likewise having a close battle with Nina Gottshalk, 11:54 to 11:58. A total of 262 completed the longer run, while 212 made it in the 2-miler. /Wm. Dunn/

1-Duncan Macdonald/WVTC	28:50
2-Mike Porter/WVTC	30:07
3-Mike Cassaday/WVTC	30:21
4-Skip Brown/Un	30:41
5-Doug McLean/WVTC	31:56
6-Tim Chain	32:00
7-Al Hernandez/WVTC	32:03
8-George Howe	32:11
9-Tony Baker	32:49
10-Alan Swenson	33:07
11-Rich Piquette	33:30
12-Ray Clemo	34:03
13-John Kanter	34:14
14-Steve Ernst	34:23
15-William Dunn	34:29
16-F. Martin	34:42
17-Jason Field	34:44
18-Noel Garcia/WVTC	34:45
19-Ron Palermo	34:46
20-Glenn Pruitt	34:55
21-Chris Amaral	35:18
22-Ed Jerome/TRAC	35:27
23-Andy Martinez	35:32
24-David Dahler	35:35
25-Bob Young	35:35
26-Paul Kane	35:37*
27-Robert Gehl/50+	35:40*
28-Phil Sanfilippo/WVJS	35:46
29-William Leo	35:56
30-M. Stewart	35:57
31-Mark Morris	36:12
32-Terry Johnson	36:17
33-Dave Stevenson/50+	36:29*
34-Frank Ruona	36:30
35-Manuel Callahan	36:31
36-Ron Polon/WVTC	36:35
37-Marilyn Taylor/WVTC	36:39F
38-Patrick Shartle	36:42
39-Jose Martinez	36:46
40-Paul Schmidt	37:01
***MASTERS***	
46-Bob Stubbe	37:45
62-Ron Hukola	38:42
63-Alan Buly	38:43
64-Richard Watson	38:49
70-Don Lucero/WVTC/50+	39:45
***WOMEN***	
44-Skip Swannack	37:13
45-Eugenia Zorick/Cal	37:45
68-Vicki Randall	39:19
80-Pat Kirkpatrick	40:37

**PEPSI 20 MILE**

(Nov. 18, 1979)

/Clarksburg/ - Canadian Brian Maxwell pulled away from Jaime White on the return trip of this popular (nationally certified) course, not seeming to be bothered by the stiff headwinds over the last 10 miles which knocked several minutes from most times. His 1:43:56

was very impressive considering the conditions. Not too many records were broken because of the inclement weather...the few that were set: Dean Rinde's 1:53:59 for soph in high school; Heike Skaden's 2:09:56 for junior/senior H.S. women; 2:22:41 for women over 50 by Ruth Anderson; Sharon Wensel's girls' soph record of 2:46:43; Kay Atkinson's over-60 mark of 2:59:13 for women; and Ivor Welch's 4:18:00 for men over 80! A total of 1057 managed to finish. This year the start was slightly changed to alleviate congestion around the starting area. This also marks the last year that Paul and Elaine Reese will act as meet directors. /E&P Reese/

1-Brian Maxwell	1:43:56
2-Jaime White/SSU	1:44:22
3-Jim Howard	1:46:58
4-Bill Clark/35/WVTC	1:48:42
5-Chris Hamer/WVTC	1:49:47
6-Jan Sershen/ETC	1:50:22
7-Bradley Brown/SUND	1:50:39
8-Michael Gulli	1:51:59
9-Chck Leydig/35/WVTC	1:52:26
10-Mike Warr/MR	1:52:32
11-Adam Ferreira	1:53:36
12-Gus Rojas(whlchr)	1:53:44
13-Dean Rinde	1:53:59
14-Mike Wright	1:54:42
15-Michael Conroy/ETC	1:55:17
16-Patrick Buzbee	1:55:53
17-Noel Lincicome	1:55:57
18-Mark Jost	1:55:59
19-Brent Cushenbery	1:56:45
20-Brian Bonner	1:56:46
21-Anthony Bettencourt	1:57:19
22-Steve Asher	1:57:32
23-Bert Johnson	1:58:00
24-Erik Winje	1:58:21
25-Gordy Vredenburg	1:58:22
26-Timothy Morse	1:58:26
27-Doug Latimer/WVTC	1:58:37*
28-Jim O'Neil/BC/50+	1:58:49*
29-Steve Stark	1:58:52
30-William Boggs	1:58:54
31-Doug Rennie/BC	1:59:22
32-Gary Alderman	1:59:24
33-Ron Mellor	1:59:34
34-Chris Turney	1:59:57
35-Bill Parr	2:00:18
36-Doug Butt/WVTC	2:00:20
37-Dave Roeber	2:00:29
38-Dick Look	2:00:34
39-David Maldonado	2:00:35
40-Dete Kraus	2:00:41
41-Michael Buzbee	2:00:50
42-David Russell	2:00:51
43-Glen Krawiec	2:00:52*
44-Charles Freeman	2:01:13
45-Jim Bowles/WVTC	2:01:27
46-Russell Knudsen	2:01:36
47-Jon Shelgren	2:01:47
48-Terry Hughes	2:02:04
49-Leonard Gilliana	2:02:20
50-Philip Miller	2:02:21
51-Gary Johnson	2:02:24
52-Jim Carr	2:02:24
53-Bob Miller/CW	2:02:25
54-Bill Bugler/PMK	2:02:57*
55-Hoyt Walker	2:03:00
56-Chris Delgado/BC	2:03:03*
57-Sargon Nona	2:03:15
58-John Notch/LMJS	2:03:19
59-John Griffin	2:03:20
60-Ed Stromberg	2:03:25
61-Hank Tushar	2:03:34

62-Todd Sloan	2:03:35
63-Andy Hidas	2:03:42
64-Leon Rethsen	2:03:49
65-Curtis Turney	2:03:56
66-Haywood Norton	2:03:58
67-Roger Daniels/TAM	2:04:03*
68-Steve Daniels	2:04:05
69-David Hamer/WVTC	2:04:28
70-Mark Murray/WVTC	2:04:40
71-Tom Bennett	2:04:48
72-Dennis Dillie	2:04:49
73-Glen Walder	2:04:53
74-Grae Van Hooser/WVTC	2:05:04
75-William Soo Hoo	2:05:06
***MASTERS***	
76-Bill Bachrach/WVTC	2:05:18
78-Tom Adamson	2:05:19
80-Myron Nevraumont/WVJ2	2:05:29
88-Theodore Jones/PMK	2:06:32
97-Nik Epanchin	2:07:13
101-Bob Bourbeau/BC	2:07:41
106-Paul Holmes/BC	2:08:06
112-Timothy Treacy	2:08:18
115-Bruce Johnson	2:08:30
120-William Clemens	2:09:26
122-Malcolm Stewart	2:09:28
134-Dieter Diekmeyer	2:10:53
136-Larry Dion	2:11:04
162-Ernie Young	2:13:23
170-Dick Houston/50+	2:13:57
172-Art Waggoner/BC/50+	2:14:04
***WOMEN***	
114-Judy Leydig/28/WVTC	2:08:27
125-Heike Skaden/BC	2:09:56
211-Vicki Randall	2:16:34
296-Heide Skaden	2:22:33*
297-Ruth Anderson/50+	2:22:41*
300-Sunny Roberts	2:23:06
305-Deborah Bispo	2:23:20
307-Mary Strudwick	2:23:28
310-Karen Diekmeyer	2:23:49
324-Janice LeCocq	2:24:36
331-Patty Dahlstrom	2:25:08
345-Ellen Clark/WVTC	2:25:55
387-Martha Maricle/NCS	2:28:46*
396-Judy Mellor	2:29:12
411-Joan Perkins	2:29:47

**OAKLAND MARATHON**

(Dec. 2, 1979)

/Oakland/ - The first annual Oakland Marathon proved to be a major success with 639 finishers, including two runners who qualified for the Olympic Trials by dipping under the magic 2:21:54. Ted Quintana's 2:20:47 bested Lee Edmonds' 2:21:27 by some 40 seconds. Sue Munday, running in only her second marathon, was elated by her 2:47:57, which ranks only second to Penny DeMoss' NorCal best for women. Karen Scannell set a PR by winning the over-40 women's race (3rd overall) in a quick 2:57:13. Bob Gehl, 51, not only won his 50-Up division but also win the distinction of



Ted Quintana's 2:20:47 was a big PR and earned him the distinction of having qualified for the U.S. Olympic Trials Marathon. It was also fast enough to best second-placer Lee Edmonds by 40 seconds.

/Photo by Keith Conning/

being the first master overall. His 2:42:59 was a PR and bested Jim Bevins of Susanville by 13 seconds. /Cherie Swenson/

1-Ted Quintana/24/AGRC	2:20:47
2-Lee Edmonds/22/YFC	2:21:27
3-Salvador Berumen/23	2:22:58
4-Fritz Watson/34/WV	2:24:57
5-Hank Lawson/24/CW	2:25:00
6-Dave Vellequette/WV	2:25:31
7-Jeff Clark/24	2:26:13
8-Atkins Chun/24	2:27:22
9-Phil Kay/26/PMK	2:28:01
10-Neil Berg/31/LMJS	2:28:59
11-Ron Nabers/30/WVTC	2:29:57
12-Joseph Hurd/25	2:31:11
13-Mike Plummer/21/WV	2:34:55
14-Joseph Schieffer/28	2:35:13
15-David Chairez/20	2:35:35
16-Timothy Morse/30	2:35:39
17-Manuel Hernandez/26	2:36:05
18-William Jenney/38	2:36:41
19-Jose DeAraujo/27	2:36:54
20-Robert Coleman/31	2:38:00
21-Ross Rowley/31/SUND	2:39:02
22-John Hawkes/30/WVTC	2:39:20
23-Bill Stainbrook/26	2:40:17
24-Don Porteous/33	2:40:23
25-John Notch/31/LMJS	2:40:37
26-Leonard Gilliana/28	2:41:03
27-Kevin Coulter/25	2:41:46
28-Daniel Rueckert/23	2:42:03
29-Sammy Castillo/34	2:42:40
30-John Watkins/29	2:42:55
31-Roy Scellato/32	2:42:58
32-Robert Gehl/51	2:42:59*
33-Jim Bevins/41	2:43:12*
34-Haywood Norton/32	2:43:33
35-Kenny Warde/29	2:43:39



Oakland Marathon divisional winners & placers. /K. Conning/



At 51, Bob Gehl was top master at the Oakland Marathon in a swift 2:42:59. /John Sherets/

282-Joanne Sidwell/32 3:22:48  
292-Sylvia Fox/40 3:24:30\*  
305-Liz Ray/40 3:26:12\*

**OAKLAND HALF-MARATHON**  
(Dec. 2, 1979)

/Oakland/ - Despite running past the turnoff to the finish, Mike Cassidy still easily annexed the shorter race in 66:00, passing up the marathon since he had already qualified for the Trials with a 2:18:32 in September. A distant second was Cal's Greg Bachand in 68:38. Teresa Barrios easily annexed the women's race in 1:23:52, and she's only 13! Tom Cathcart's 1:13:43 led the second place master by over 3 minutes. A total of 983 completed this run. /C. Swenson/



Vivian Soderholm-Difatte was top NorCal finisher at Runners World Invit. 5-mile, taking 6th in 28:06. The following week she ran 56:36 for double that distance in winning first place at the California "10".

**RUNNER'S WORLD INVIT.**  
(Dec. 30, 1979)

/Los Altos/ - Grete Waitz and Steve Scott ran off with the annual end to the old year event, however, the women ran a bit extra (30 secs?) because of a wrong turn. Scott showed he is to be reckoned with at distances longer than a mile as he averaged near 4:30 in clocking 22:35.5. Waitz won her race by about a quarter-mile over Joan Benoit. In the team scoring, Sub-4 bested the 3 top local teams in a close battle for runnerup (70:38 for the winners to 72:03, 72:11 & 72:20 for the Aggies, WUTC and Camino West respectively). In the women's race, only 11 seconds separated the top three teams: Golden Bear TC 89:39, Seattle Comets 89:45, and WUTC 89:50! /Marty Post/

- 36-John Graham/46 2:45:03\*
- 37-Dennis Urtiaga/31 2:45:19
- 38-Karl Sigman/22 2:45:26
- 39-Dennis Coulter/23 2:45:26
- 40-Charles McNeill/27 2:45:06
- 41-Jim Doran/31/WVJ 2:46:03
- 42-Eric Ivary/33 2:46:13
- 43-Ron Grayson/23 2:46:31
- 44-Russell Cohen/32 2:46:37
- 45-Robert Vizaz/32 2:46:39
- 46-Thomas Mota/41/LMJS 2:46:39\*
- 47-Timothy Treacy/47/PK2:46:46\*
- 48-Bill Brusher/28/WV 2:46:51
- 49-Kirk Hudson/18 2:47:04
- 50-Craig Van Otten/29 2:47:10
- 51-Tommy Greer/32 2:47:22
- 52-Jerome Lewis/44/TRAC2:47:40\*
- 53-Oren Fletcher/37 2:47:44
- 54-Jim Cook/21 2:47:48
- 55-Theo Jones/41/PMK 2:47:54\*
- 56-Sue Munday/21 2:47:58F
- 57-David Aguilera/31 2:48:13
- 58-Austin Angell/37 2:48:20
- 59-Wayne Schwartz/37 2:48:30
- 60-Steve Krotoski/15 2:48:31
- 61-Rich Molinari/26 2:48:45
- 62-Fred Meitz/30 2:48:54
- 63-Dino Cardiasmenos 2:49:11
- 64-Jim Brusstar/43/WV 2:49:26\*
- 65-Andrew Bruce/37 2:49:51
- 66-Steven Rumrill/21 2:49:52
- 67-Bob Bertani/28 2:49:56
- 68-David Terra-Man/30 2:50:06
- \*\*\*MASTERS\*\*\*
- 76-Siegfried Mattern 2:51:08
- 94-Hank Shastany/50/WV 2:53:43
- 104-Rex Morton/54 2:55:06
- 106-Bill Bachrach/40/WV 2:55:26
- 111-Antony McDonogh/41 2:55:54
- 128-Hans Roenau/51/TAM 2:57:39
- 133-Marv Winer/42/WVTC 2:58:04
- 141-Bill Boeckmann/42 2:59:31
- 146-Tom McManus/43 2:59:40
- 153-Jerome Anderson/40 3:01:07
- 156-Leo Ruiz/40 3:01:50
- \*\*\*WOMEN\*\*\*
- 114-Sue Brusher/25/WVTC 2:56:03
- 125-Karen Scannel/41 2:57:13\*
- 138-Sue Johnston/38/IMP2:58:25
- 154-Jane Sowersby/29/WV3:01:19
- 232-Jeanie Jones/44/PMK3:14:58\*
- 239-Larry Durbin/22 3:15:43
- 251-Laury Belzer/34 3:18:10
- 260-Carol Walker/29 3:19:12
- 263-Elaine Schmacher 3:19:25
- 269-Louise Burns/39 3:20:42

- 1-Mike Cassaday/28/WVTC 66:00
- 2-Greg Bachand/20/Cal 68:38
- 3-Bob Darling/30/ETC 68:54
- 4-Mike Pinocci/25/WVTC 69:07
- 5-Lester Mina/26/AGRC 69:59
- 6-Arturo Rodriguez/30/WV 70:29
- 7-Harvey Franklin/36/WV 71:35
- 8-Jeff Johnston/28 72:04
- 9-Mark Hines/29/ETC 72:11
- 10-Russ Knudsen/24 72:12
- 11-Steve Ottaway/26/Eng 72:14
- 12-Tim Swezey/30/PMK 72:19
- 13-Tim Rostege/39/WVTC 72:53
- 14-Daryl Zapata/34/WVTC 73:34
- 15-Mike Conroy/34/ETC 73:39
- 16-Tom Cathcart/41/WVTC 73:43\*
- 17-Jeff Cowling/20 73:56
- 18-Doug Rennie/38/BC 74:40
- 19-Dave Houston/36 75:41
- 20-Mark Torres/16/WVTC 76:16
- 21-Paul Farrier/42 76:54\*
- 22-Rob Trumbull/20 76:58
- 23-Philip Miller/25 77:14
- 24-Robert Butsic/34 77:23
- 25-Don Arde/41/TAM 77:26\*
- 26-Robert Baron/35 77:26
- 27-Keith McNab/38 77:32
- 28-Pat Hall/17 77:36
- 29-Joaquin Fritz/26 77:50
- 30-Kim Taketa/27 77:51
- 31-Cliff Wolery/34 78:24
- 32-Kelly Peters/19 78:39
- 33-Mike Hofmayer/36/SRR 78:41
- 34-Walter Radloff/34 78:43
- 35-Larry Kluger/29 78:54
- 36-Tom Knight/37/WVTC 79:25
- 37-Peter Ramos/16 79:31
- 38-Steve Harper/36 79:42
- 39-Bernard Hollander/43 79:48\*
- 40-Dane Long/16 79:48
- 41-Dwight Miller/22 80:28
- 42-Thomas O'Leary/30 80:30
- 43-Robert Johnson/34 80:32
- 44-Adam Gussow/21 80:38
- 45-Jay Lopez/21 80:41
- 46-Nick Rosa/32 80:42
- 47-David Fisher/19 80:44
- \*\*\*MASTERS\*\*\*
- 59-Walt Betschart/52/BC 82:31
- 63-Bill Kirchmier/48 83:13
- 64-Don Pickett/51/TAM 83:14
- 69-Dee Baltzer/42 83:35
- 74-Don Lucero/52/WVTC 83:53
- 93-Vince Alcantar/42 85:41
- \*\*\*WOMEN\*\*\*
- 73-Teresa Barrios/13 83:52
- 95-Irene Rudolf/37/WVTC 86:15
- 110-Dana Hooper/25/TAM 87:55
- 140-Anne Neeley/40/TAM 89:15\*
- 141-Donna Andrews/39/TAM 89:16
- 151-Florianne Harp/31/TAM 90:39

- 5-Ruth Caldwell/Loesch 28:02
- 6-Vivian Soderholm/WVTC 28:06
- 7-Maggie Keyes/CPSLO 28:26
- 8-Suzanne Richter/GBrTC 28:41
- 9-Gail Volk/SCTC 28:51
- 10-Cindy Schmandt/GBrTC 28:53
- 11-Vicky Cook/SCRR 28:59
- 12-Kathy Perkins/CPSLO 29:00
- 13-Laurie Binder/KCBQ 29:14
- 14-Judy Fox/39/WVTC 29:17
- 15-Heiki Skaden/BC 29:21
- 18-Roxanne Bier/SJC 29:34
- 19-Kate Keyes/UCLA 29:39
- 20-Cindy Poor/AIA 29:44
- 23-Carol Young/AGRC 30:44
- 25-Tena Anex/AGRC 31:16
- 27-Teresa Barrios 31:27
- 28-Skip Swannack 31:28
- 29-Denise Bigelow/AGRC 31:55
- 30-Lynne Hjelte/GBrTC 32:05

**CALIFORNIA 10**  
(Jan. 6, 1980)

/Stockton/ This popular run had 182 of the 680 finishers go under 60 minutes for this accurate 10-mile course (still not nationally certified!). Vivian Soderholm demolished Laurie Crisp's old course record for women with a 56:36, pulling Heiki Skaden and Crisp under 60 minutes as well.

/Frank Hagerty/

- 1-Dennis Rinde/21/WVTC 48:41
- 2-Frank Richardson/IP 48:47
- 3-Tom Smith/FSRT 49:06
- 4-Bill Britten/AGRC 49:19
- 5-Ted Quintana/AGRC 50:16
- 6-Bruce Williams/Rhodes 50:36
- 7-Rich Langford/AGRC 50:37
- 8-Chris Hamer/WVTC 50:56
- 9-Bradley Brown/SUND 51:43
- 10-Stan Winkley 51:44
- 11-Mike Pinocci/WVTC 51:46
- 12-Russ Knudsen/TAM 51:51
- 13-Kevin Fisher/AGRC 51:57
- 14-Mike Fanelli/GSF 52:15
- 15-Mike Engleman/AA 52:24
- 16-Bill Sevald/ETC 52:27
- 17-Atkins Chun/GSF 52:35
- 18-Leroy Kotchevar 52:49
- 19-Art Baudendistel/YFC 52:54
- 20-Steve Ottaway/TAM 52:55
- 21-Ted Franse/SUND 53:01
- 22-Daryl Zapata/GSF 53:09
- 23-Jeff Johnston/TAM 53:14
- 24-Greg Jewett/ETC 53:18
- 25-Mike Warr/MR 53:19
- 26-Tom Klousner 53:31
- 27-Jake White/WVJS 53:37
- 28-Tom O'Neil/CW 53:40
- 29-Don Dugdale/MPAC 53:44
- 30-Iain Mickie/MR 53:50
- 31-Kent Guthrie/WVJS 53:54\*
- 32-Tony Baccelli 54:00
- 33-Clyde Matsumura/SMTC 54:01
- 34-Robert Miller/SUND 54:05
- 35-Dan Will 54:09
- 36-Roy Cortez/Merced 54:09
- 37-Pedro Reyes/Jesuits 54:14
- 38-Greg McKinstry/MTC 54:28
- 39-Karl Machscheffes/ETC 54:30
- 40-Dave Roeber/BC 54:33
- 41-Neil Berg/LMJS 54:38
- 42-Tim Rostege/WVTC 54:47
- 43-Dean Rinde 54:48
- 44-Robert Jamieson/GW 54:53
- 45-David Garcia/WVJS 54:55
- 46-Andy Takaha/CW 55:04
- 47-Chris Otis/OPHIR 55:12

...more on next page...

(California 10, Cont'd...)

48-Richard Piper 55:14
49-Erik Winje 55:16
50-Richard Stiller/WVJS 55:18
51-Ken Harvey 55:22
52-Michael Gulli 55:24
53-Brian Bonner/LVRC 55:24
54-John Clary 55:31
55-Ron Mellor/AGR 55:34
56-Jon Agnew/SUND 55:36
57-Bruce LaBelle/AGRC 55:42
58-Fred Villegas/MTC 55:46
59-Harold Kuphaldt/OPHIR 55:48
60-Nick Winter/LVRC 55:55
61-Jose Reves 55:57
62-Russell Seyfried/SUND 56:02
63-Hoyt Walker/LVRC 56:07
64-Don Barber/AA 56:12
65-Roger Bryan/WVTC 56:13\*
66-Glen Krawiec/Clorox 56:13\*
67-Don Ardel/TAM 56:16\*
68-Rich Mounkes 56:17
69-Charles Pittel 56:17
70-Jim McMillin/BC 56:19
71-Doug Rennie/BC 56:25
72-James Kuphaldt/OPHIR 56:27
73-Roger Daniels/TAM 56:30\*
74-Bill Boggs/RoadRats 46:31
75-Tim Taylor 56:34

\*\*\*MASTERS\*\*\*
80-Bob Bourbeau/BC 56:42
98-Tom Adamson 57:23
104-Myron Nevraumont/WVJ 57:39
105-Russ Kiernan/TAM 57:45
109-Sal Vasquez 57:58
121-Paul Holmes/BC 58:18
126-James Mickle/MW 58:22
141-Walt Van Zant/WVJS 58:49
151-Ken Gaal 59:12
155-Bruce Johnson/BC 59:18
157-Philip Hager/MW 59:22
159-James Rader/Clorox 59:26
169-Don Phillips/MRR/50+ 59:45
173-Don Carpenter/WV/50+ 59:51
179-Bob Blonder/RCRC 59:56
\*\*\*WOMEN\*\*\*
77-Vivian Soderholm/WV 56:36
153-Heike Skaden/BC 59:14
165-Laurie Crisp 59:33
196-Linda Van Housen/WDS 60:58
212-Sue Johnston/PMK 61:44
243-Denise Bigelow/AGRC 62:44
244-Karen Scannell 62:49\*
272-Sue Brusher/WVTC 64:05
273-Bev Marx/BC 64:07
283-Vickie Bigelow/AGRC 64:37\*
286-Irene Rudolf/WVTC 64:41
288-Florianne Harp/TAM 64:46
294-Kathy Way/AGRC 65:04
295-Jane Sowersby/WVTC 65:05
305-Kim Keeton 65:39

Cupertino/ - We still haven't received the "official" results of the Nationals from Dan O'Keefe and still don't know what the team standings are, but we're listing the placers and times from the local newspapers rather than wait until next issue. Because the runners took the now "infamous" wrong turn, none of the times will count for records purposes. For the information of those running, you ran a total of 517 yards short of the full marathon distance...25 miles, 1628 yards to be exact. Sue Munday would have no doubt had a new NorCal women's record if

she had continued on to the full marathon. Her 2:43:17 is equal to a 2:45:08 at the same pace. Frank Richardson did a 2:13:54 to win the men's race. Frank is temporarily residing in San Francisco to train for the Trials (Ed. - He's now back in Iowa).

1-Frank Richardson/IPS2:13:54
2-Hatsuo Okubo/Japan 2:14:08
3-Dave Smith/YFC 2:15:41
4-Keiichi Shimokugaki 2:15:52
5-Mark Sisson/AGRC 2:16:31
6-Mitch Kingery/CW 2:16:36
7-Phil English /CNW 2:16:41
8-Denis O'Halloran/AG 2:18:39
9-Russ Pate/SC 2:19:15
10-Skip Brown/WVTC 2:19:21
11-Ernie Rivas/ETC 2:19:41
12-John Lermusik 2:19:53
13-Jim Howard/YFC 2:20:37
14-Mark Proteau/AGRC 2:20:39
15-Lee Edmonds/YFC 2:20:56
16-Herb Lorenz/PVS 2:21:00\*
17-Ken Hunter 2:22:43
18-Allan Sandretti 2:23:12
19-John Mansoor/AGRC 2:24:16
20-Scott Buttinghouse 2:24:57
21-Richard Meyers 2:26:30
22-Mark Hines/ETC 2:26:37
23-Ted Pawlak/WVJS 2:26:40
24-Michael Gulli 2:27:05
25-David Hambly/SnTC 2:27:12\*
26-Fred Forsberg 2:27:18
27-Daryl Zapata/GSF 2:27:54
28-Scott Molina 2:28:58
29-Mike Conroy/ETC 2:29:02
30-Art Baudendistel/YFC2:30:01
31-Charlie Harris/WVTC 2:30:12
32-Manfred Steffny/Ger 2:30:47
33-David Mineau 2:30:53
34-Don Dugdale/MPAC 2:30:57
35-Kent Guthrie/WVJS 2:31:08\*
36-David Zielke 2:31:18
37-Joe Burgasser/STC 2:31:54\*
38-Dean Rinde 2:32:25
39-Tommaso Kearcher 2:34:20
40-David Askern 2:35:14
41-Thomas Rousseau 2:35:33
42-Jack Leydig/WVTC 2:35:43
43-Richard Leutzinger 2:36:15\*
44-Vincent O'Boyle 2:36:22
45-Jasper Kirby 2:36:41
46-Kevin Holzclaw 2:36:44
47-Maurice Pratt 2:36:54
48-Jim Knerr/STC 2:37:06\*
49-Karl Machscheffes/ETC2:37:14
50-Dennis Caldwell 2:37:20
51-Mark Driscoll 2:37:36
52-Andy Takaha/CW 2:38:49
53-Fred Kiddy 2:39:09\*
54-Colin Preston 2:39:21
55-Leonard Gilliana 2:39:32
56-Ray Wieand/WDS 2:39:38
57-Doug Latimer/WVTC 2:40:33\*
58-Paul Alvarez 2:40:37
59-Tony Bacelli 2:40:46
60-Reginald Bedell 2:40:51
61-Paul Armstrong/WVTC 2:41:06
62-Andy Hidas 2:41:24
63-Robert Rude 2:41:38
64-Ed Stromberg 2:42:12
65-Abdulah Ebrahimi 2:42:24
\*\*\*WOMEN\*\*\*
83-Sue Munday/Un 2:43:17
120-Linda Van Housen/WDS2:47:28
147-Sue Peterson 2:49:31
165-Sandra Kiddy 2:51:07\*
260-Judith Groombridge 2:57:41\*
305-Judy Leydig/WVTC 3:00:49
306-Joan Ulliyot/WVTC 3:00:52
334-Kathryne Carlton 3:03:08

347-Skip Swannack 3:04:03
426-Deryl Elijah/TAM 3:10:49
458-Jenny Glockner/WDS 3:13:03
466-Carol Stroud 3:13:47
486-Ruth Anderson/NCS 3:14:35\*
495-Mary Pat Kroyer 3:15:20
503-Frances Sackerman 3:15:56\*
513-Lee Matovick 3:16:21
519-Donna Shaw 3:16:41
520-Linda Burke 3:16:42
523-Grace Voss 3:16:47
527-Jane McKibben 3:17:12
540-Helen Dick 3:18:27
548-Shelly Grieb 3:18:57
555-Valerie Lisiewicz 3:19:15
576-Heidi Skaden/BC 3:20:45\*
577-Myra Troske 3:20:47



Women's AAU Marathon winner Sue Munday. /Keith Conning/

● BONNE BELL 10K ●
(Feb. 3, 1980)

/San Francisco/ - Run on the regular 5K look with a slight modification, the course ended up at the center of the Polo Fields. Having been out of action during X-C season, Cal ace Sue Richter showed she's "together" again with a 34:46 victory in this very popular all-women's race. Judy Fox also seemed to be recovered from her injuries, placing a strong third behind Cal's Cindy Schmandt. Karen Scannell won the masters race by a 15-second margin over Vickie Bigelow in 39:11. A total of 789 finished. /Penny DeMoss/

1-Suzanne Richter/GBrTC34:46
2-Cyndy Schmandt/GBrTC 35:00
3-Judy Fox/39/WVTC 35:19
4-Alice Trumbly/GBrTC 35:49
5-Vivian Soderholm/WVTC35:53
6-Lynne Hjelte/20/GBrTC35:54
7-Cheryl Flowers/GBrTC 36:06
8-Kerry Brogan/17 36:39
9-Michele Aubuchon/CSH 36:44
10-Diane Gong/17/GSF 36:58
11-Sally Edwards/32/FF 37:13
12-Eugenia Zorich/GBrTC 37:17
13-Tena Harms/23/AGRC 37:41
14-Liz Strangio/17/WVTC 37:47
15-Mary Gaffield/16/PMK 37:48
16-Skip Swannack/38 38:00
17-Denise Bigelow/17/AG 38:06
18-Kelly Brogan/14/FAC 38:30
19-Terry Schmidt/23 38:37
20-Herlinda Rubio/17 38:41
21-Florianne Harp/31/TAM38:44
22-Leslie McMullin/29 39:00
23-Karen Scannell/41 39:11\*
24-Nina Gottschalk/20 39:23
25-Vickie Bigelow/40/AG 39:26\*
26-Bonnie Storm/34/WVTC 39:29
27-Colleen Moran/23 39:34
28-Sue Brusher/25/WVTC 39:37

29-Jolie Houston/23/AGRC 39:40
30-Joan Ulliyot/39/WVTC 39:50
31-Pam Burkes/30/WVTC 40:13
32-Marilyn Moreton/33 40:19
33-Lynne Carpenter/16 40:20
34-Agatha-Sue Lee/40/WVTC40:22\*
35-Nelly Cha.-Alandia/34 40:30
36-Alison Ehlen/16 40:30
37-Dianne Davis/19 40:35
38-Margaret Livingston/3140:38
39-Karen Devine/15 40:46
40-Vicki Randall/22 40:50
41-Gail Rodd/37/WVTC 40:54
42-Shelly Nieto/16/Merced40:55
43-Patricia Sarro/29 40:56
44-Wendy Turner/16 40:57
45-Marti Menz/24 40:59
46-Joyce Rankin/32 41:08
47-Maria Massey/16 41:12
48-Karey Robinson/20 41:13
49-Teresa Barrios/13 41:17
50-Suzy Martinez/15 41:18
51-Maria Ng/18 41:19
52-Monika Zieschang/17 41:19
53-Susan Mitchell/42/TAM 41:23\*
54-Shannon Clark/11 41:27
\*\*\*MASTERS\*\*\*
55-Pat Whittingslow/39/WV41:31
64-Ruth Anderson/50/NCS 41:51
74-Betsy White/41/WVTC 42:25
83-Lilian Woodward/43/NCS42:55
84-Liz Ray/40 42:56
101-Martha Maricle/46/NCS 43:32
109-Marge Gerrity/42 44:01
123-Barbara Carlson/45/NCS44:35
140-Ruth Waters/46/NCS 45:15

● TRINIDAD-CLAM BEACH RUN ●
(Feb. 9, 1980)

/Near Arcata/ - Know as the Humboldt County Championships, this year's event saw a record 1160 finish the 8.5 mile run. Chuck Smead's 40:28 standard from 1974 remained intact. /Six Rivers Running Club/

1-Gary Tuttle/TIT 40:45
2-Mark Conover/HSU-WVTC 41:41
3-Ramon Morales/HSU 41:51
4-Kevin Searles/HSU 42:35
5-Vince Engle 42:40
6-Tim Becker 42:51
7-Michael Williams/HSU 43:05
8-John Mansoor/AGRC 43:21
9-Denis O'Halloran/AGRC 43:29
10-Tony Munoz 43:31
11-Michael Killeen 43:49
12-Glen Borland 43:51
13-Scott Peters/JT 43:56
14-Wayne Arrison 43:58
15-Bob Marr 43:58
16-Chris Speer 43:59
17-Chris Cole 44:07
18-Greg Balbierz 44:32
19-Howard Labrie 44:46
20-Scott Gillis 44:50
21-Ken Danz 45:15
22-Bert Proust 45:15
23-Ty Rousseau 45:24
24-David Wells 45:32
25-Willie Pittenger 45:36
26-Brian Millar 45:43
27-David Figueiredo 45:56
28-Steve Kretsinger 46:00
29-Jim Rocha 46:12
30-Karl Maxon/Oregon 46:16
31-Jim Mansoor/AGRC 46:28
32-Larry Guinee/CasVlyHS 46:46
33-Craig Muir 46:54
34-Daniel Ralston/SWEAT 46:58\*
35-Mark Elias/Oregon 46:59
36-Rick Mayberry 47:00

● PAUL MASSON MARATHON ●
(Jan. 27, 1980)

37-Greg Heistuman	47:03	6-Bill Sevald/ETC	2:27:00	28-Robert Bardwil	1:20:15	44-Malcolm Jacobs/29	2:48:10
38-Lawrence Jordan	47:04	7-Arturo Rodriguez/WV	2:29:13	29-Will Liley	1:20:24	45-John King/27	2:48:39
39-Jeff Grubbs(HS)	47:05	8-Tony Baccelli	2:35:35	30-Joaquin Pillado	1:20:41	46-Ralph Patten/31	2:48:39
40-Mike Healy(HS)	47:19	9-David Russell	2:35:37	***MASTERS***		47-Tom Knight/37/WVTC	2:48:52
41-William Sharp/Oregon	47:33	10-Robert Clay	2:38:15	41-Bruce Johnson	1:20:50	48-Curtis Imrie/33	2:49:26
42-Bob Bunnell	47:33	11-Jim Bevins	2:39:11*	55-Jack Jameson	1:22:26	49-Bob Malain/52/BC	2:49:27*
***MASTERS***		12-Mike Palomino	2:40:07	63-Joe King/50+	1:24:25	50-Tom Nemoth	2:49:40
70-Dick Meyer/SRRRC	49:33	13-Pablo Stewart	2:41:22	64-Ron Ogilvie	1:24:36	51-David Ragsdale/41	2:50:26*
86-Dick Gilchrist/SRRRC	50:31	14-Rodney Mowbray	2:41:56	85-Bob Garner	1:26:54	52-Lawrence Danto/38	2:50:28
94-Lee Bunnell/Redding	51:00	15-Jon Shelgren	2:42:03	92-John Ball	1:27:51	53-Joe O'Conne11/31	2:50:55
107-Forrest Williams	52:04	16-Ross Rowley/SUND	2:43:19	98-Paul Moore	1:28:18	54-Jim Hart/40/WVTC	2:50:55*
117-Harry Daniell/50+	52:37	17-Doug Latimer/WVTC	2:43:29*	***WOMEN***		55-Carlton Beeson/32	2:51:28
149-Ben Hawkins/Bayside	54:03	18-Henry Tushar	2:43:41	75-Debbie Rudolph	1:25:38	56-Paul Goodwin/24	2:51:57
152-Dick Houston/NCS/50+	54:08	19-Bob Myers/PMK	2:43:58*	119-Lori Wright	1:30:06	57-David John/25	2:52:11
***WOMEN***		20-Bill Parr	2:44:26	130-Catherine Grow	1:30:34*	58-John Myers/22	2:52:31
130-Sheila Maskovich/WVTC	53:05	21-David Hamer/WVTC	2:44:27	141-Laurie Bagley	1:31:29	59-Mark White/27	2:52:40
144-Kathleen Kaiser/Chico	53:52	22-Mark Murray/WVTC	2:44:29	146-Shaun Seibel	1:31:56	60-Bert Lundy/25	2:52:45
154-Sue Grigsby	54:09	23-Jim Scott	2:46:14	220-Karen Klopsch	1:37:19	***MASTERS***	
166-Berit Meyer	54:34	24-Dominic Geraghty	2:46:50			82-B. Demmer/41	2:58:32
177-Jennifer Daniell	54:51	25-Heike Skaden/BC	2:46:57F			84-Bob Farrington/48	2:58:56
184-Jane Wooten	55:05	26-Bob Lucas	2:47:18			85-Ray Menzie/45/MW	2:59:05
192-Kristen Uhler	55:19	27-Jon Mohr/PMK	2:47:23			92-Arthur Kessner/41	3:00:12
204-Derry Elijah/TAM	55:45	28-Jeff Thompson	2:47:53			93-Rick Shea/44	3:00:18
206-Cathy Oddone/Chico	55:50	29-Roy Scellato	2:47:56			94-E.R. Silver/49	3:00:32
239-Shane Felix	56:52	30-James Moore	2:49:17			96-Forrest Williams/46/3:00:52	
***MASTERS WOMEN***		31-Bruce Inenaga	2:50:18			100-Hans Roenau/51/TAM	3:02:28
322-Gayle Kerstetter/SRRRC	58:55	32-Martin Rizzo	2:50:23			***WOMEN***	
767-Lola Houston/NCS	72:25	33-Anthony Stefani	2:50:32			83-Marilynn Harbin/422:58:34*	
		34-Vic Andrews	2:50:35			102-Mary Moulton/21	3:02:29
		35-Dean Vanderbush	2:51:21			126-Linda Brown/36	3:06:14
		36-Bruce Del Fante	2:51:23			146-Jennifer Kerlin/263:09:42	
		37-Michael Lozoya	2:51:29			189-Joyce Rankin/32	3:15:23
		38-Andy T. Harris	2:51:46			199-Joanne Sidwell/33	3:16:53
		39-Doug Govan	2:52:17			208-Joan Reiss/42	3:17:58*
		40-George Parrott	2:52:39			234-Mary Tiscornia/35	3:21:15
		***MASTERS***				249-Martha Maricle/46	3:23:09*
		41-Everett Riggle	2:52:41			261-Yoka Zwetsloot/40	3:25:26*
		55-Jack Byrd	2:56:57				
		56-Tony McDonagh	2:57:06				
		66-Michael McGie	2:59:26				
		71-Merle Fruehling	3:01:35				
		74-Hans Roenau/50+/TAM	3:02:01				
		76-Glenn Reed	3:02:18				
		77-Paul Favero	3:02:20				
		78-Don Savant	3:02:23				
		***WOMEN***					
		100-Jennifer Daniell	3:08:10				
		112-Patty Dahlstrom	3:12:47				
		114-Nancy Justice	3:13:58				
		135-Nora Crans/IMP	3:18:58				
		152-Mary Papale	3:23:09				
		154-Heide Skaden/BC	3:23:57*				
		160-Lisa Shattuck	3:24:53				
		180-Carol Walker	3:28:49				
		181-Sally Edwards/FF	3:28:50				
		184-Lynn Lindsay/Fresno	3:29:03*				



Suzanne Richter won the Bonne Bell 10K in a swift 34:46 over teammate Cindy Schmandt's 35:00. /Don Gooney Photo/

### BIDWELL CLASSIC MARATHON

(Mar. 1, 1980)

/Chico/ - Adam Ferreira got a PR and qualified for the Olympic Trials with a fine 2:21:13 in besting Dennis Rinde. Heike Skaden averaged 6:22's in capturing the women's race in 2:46:57, second best ever by a NorCal woman and fastest ever run in NorCal. Pete Flores easily captured the half-marathon in 68:10 from Arcata's Scott Peters. A total of 320 finished the marathon, with 734 completing the shorter distance. /Walt Schafer/

1-Adam Ferreira	2:21:13
2-Dennis Rinde/WVTC	2:22:55
3-Atkins Chun/GSF	2:23:12
4-Allen Sandretti	2:23:27
5-Dave Collins/PMK	2:26:45

1-Pete Flores/AGRC	1:08:10
2-Scott Peters/JT	1:09:21
3-Scott Buttinghausen	1:10:34
4-Juan Torres	1:13:02
5-Allen Masterson	1:13:37
6-Noel Lincicome/SSS	1:14:24
7-Michael Guilford	1:14:30
8-Mike Buzbee	1:14:50
9-Tom Kellar	1:15:02
10-Dale Magnin	1:15:06
11-Todd Martin	1:15:18
12-Buck Hulsemann	1:16:37
13-Bill Bugler/PMK	1:16:40*
14-Save Nygaard	1:17:08
15-Mike McGuire	1:17:17
16-J.K. Pedrotti	1:17:21
17-Ed Stromberg	1:17:27
18-Chris Newhard	1:17:34
19-Michael McGie	1:17:37
20-Steve O'Brien	1:17:38
21-Matt Speth	1:18:18
22-Lee Bunnell	1:18:40*
23-Glenn Bailey	1:18:47
24-Alexander Schauss	1:18:56
25-Howard Jacobson	1:19:19
26-Raymond Lawson	1:19:32
27-William Crews	1:20:02

### NAPA MARATHON

(Mar. 9, 1980)

/Napa/ - Sacramento State's Jaime White, only 23, is a novice at marathoning...this year's Napa race was his first at that distance, and he merely won by some 9 minutes in a scintillating course record of 2:16:34! Darryl Beardall's 2:34:04 led a fine masters field as four got under 2:40. Marilyn Harbin, 42, won the overall women's title in a PR 2:58:34, besting Mary Moulton's 3:02:29 (her first attempt). All but two records fell as 609 completed the race in widely varying temperatures. Forty-five percent recorded personal bests! /Chuck & Kaye Hall/

1-Jaime White/23/AGRC	2:16:34
2-Steve Slawson/27/CMA	2:25:40
3-Peter Leach/26	2:29:22
4-James Rocha/29	2:29:43
5-Mike Warr/18/MR	2:31:12
6-Tomaso Kearcher/29	2:31:39
7-Pat Becker/38	2:32:20
8-Darryl Beardall/43/VM2	2:34:04*
9-Charles Hoover/31	2:34:18
10-Ron Mellor/27	2:35:31
11-Jack Blakely/43	2:35:53*
12-Sтивен Frish/34	2:36:33
13-Jasper Kirkby/31	2:36:40
14-Jay Cook/40/WVTC	2:37:01*
15-Leroy Kitcher/26	2:37:28
16-Daryl Zapata/34/GSF	2:37:28
17-Steve Williams/27	2:38:03
18-Dick Leutzinger/41	2:38:16*
19-Martin Jones/36	2:38:24
20-Masafumi Mori/33	2:40:24
21-Tom Mota/41/LMJS	2:41:13*
22-David Nieman/29	2:41:40
23-Jim Gibbons/35	2:43:07
24-Lloyd Sampson/36	2:43:15
25-Ron Wayne	2:43:31
26-Dennis Doris/34	2:43:39
27-Michael Coke/41	2:43:42*
28-Nik Epanchin/40	2:45:21*
29-Save Higgins/30	2:46:01
30-Norm McAbee/47/PMK	2:46:03*
31-Bruce Burns/29	2:46:04
32-Jeffrey Sims/27	2:46:30
33-Eric Ivory/33	2:46:45
34-Fassil Fessaha/24	2:47:35
35-Terry Uebelhart/33	2:47:41
36-Bill Catanese/41/MW	2:47:42*
37-Peter Lasker/35	2:47:45
38-Mike McGuire/35	2:47:52
39-Dan Williams/31/WR	2:47:54
40-Gary Upham/36	2:47:57
41-Jeff Connors/31	2:47:57
42-Bob Coleman	2:48:05
43-Joe Cavanaugh/36	2:48:09

### SAN JOSE MERCURY NEWS 10K

(Mar. 16, 1980)

/San Jose/ - In the absence of defending champion Duncan MacDonald, Fresno's Tony Ramirez won himself a trip to either Boston or Hawaii by zipping to a 30:00.4 clocking on the flat course in the downtown area of the city. Michelle Aubuchon easily bested two-time champ Roxanne Bier with a course record 34:54.8. There were 412 runners under 40 minutes...we don't know the total number of finishers. /SJ Mercury News/

1-Tony Ramirez/FTC	30:00
2-Rich Langford/AGRC	30:13
3-Mike Cassidy/28/WVTC	30:18
4-Mitch Kingerly/CW	30:24
5-Pete Sweeney/AGRC	30:43
6-Matt Yeo/AGRC	30:46
7-Roy Hoglelund/CW	30:52
8-Daniel Cruz/PW	30:57
9-Denis O'Halloran/AGRC	31:02
10-Ted Quintana/AGRC	31:20
11-Peanut Harms/AGRC	31:20
12-Paul Gyorey	31:22
13-Hugh Stahl/PW	31:23
14-Mike Pinocci/WVTC	31:28
15-Tim Chain	31:41
16-Mike Emry/CW	31:43
17-Paul Sechrist	31:48
18-John Sheehan/AGRC	31:48
19-Skip Brown/WVTC	31:51
20-C.E. Neuenschwander	31:53
21-George Howie	31:56
22-Steve Palladino/CW	31:58
23-Dave Collins/PMK	32:00
24-Gary Goettelmann/WVTC	32:15
25-Mark Sisson/AGRC	32:18
26-Bill Clark/WVTC	32:18
27-Mike Pisted	32:20

...more on next page...





# LONG DISTANCE RESULTS

**RACE DIRECTORS:** - Please submit all race results promptly to this publication and also to the Nat'l Running Data Center, Box 42888, Tucson, AZ 85733. Be sure to show the date, location, and distance of the race, and whether or not it was run on a certified course, as approved by the Nat'l Standards Committee. The NDRC requires a listing of all finishers (and the NCCR is also interested in this), with name, sex, age, hometown and finish time of each. Thanks for your cooperation.

**9TH LIVERMORE 8.56 MILER** (Apr. 19, Livermore): 1-William Dunlop/LVRC 49:55, 2-Bob Myers/40+/PMK 50:03\*, 3-Goubau 50:21, 4-Pruttitt 51:38, 5-Sanchez 52:06, 6-Sage/SUND 52:30, 7-Sadik/LVRC 53:07, 8-Gane/40+/LVRC 54:12\*, 9-Erickson/LVRC 54:13, 10-Piper 54:17, 11-West 54:24, 12-Murray/LLRA 54:30, 13-Arata 55:25, 14-Weiss 55:28, 15-Miller/LVRC 55:43, 16-Basinger 55:55, 17-R. Anderson 56:14, 18-Pinckard/40+ 56:35\*, 19-Gough Reinhardt/50+/LVRC 57:08\*, 20-Flory Rodd/50+ 57:28\*...44-Joyce Rankin 61:40, 46-Nora Smiriga/40+/NCS 62:04\*, 49-Jeanne Shuler/LVRC 62:58, 54-Gail Rodd/WVTC 64:17...101 finishers. /Nick Winter-LVRC/

**BOSTON MARATHON** (Apr. 21, Hopkinton, MA): - We listed some results in last issue but are trying to list all other NorCal runners below who broke 3 hours (3:10 for masters; 3:30 for women). However, since the results booklet did not list hometown, we may have missed some whose names we didn't recognize or just simply overlooked. If you know of someone we did miss, please let us know and we'll be happy to list them next issue. \*\*\* 625-James Rocha 2:45:34, 631-Hawkes/WVTC 2:45:40, 772-Boggs 2:48:07, 826-Meintzer 2:49:05, 834-Stagliano/TAM 2:49:13\*, 903-Coleman 2:50:13, 921-Brusher/WVTC 2:50:29, 962-962-Blankenship 2:51:06, 1020-Stainbrook 2:52:11, 1112-Yamauchi 2:53:45, 1158-Benjamin 2:54:36, 1241-Twesten 2:55:54, 1267-McManus 2:56:13, 1293-Moorman/PMK 2:56:36\*, 1362-Hart/WVTC 2:57:35\*, 1376-Frisbie 2:57:44, 1407-Escarda/SRR 2:58:14\*, 1454-Savatgy 2:58:53, 1558-Helfet 3:00:03...1751-Coke 3:02:33\*, 1897-Roenau/TAM 3:04:35\*, 1978-Taylor/WVTC 3:05:40\*, 2010-Baltzer 3:06:06\*, 2089-T. McManus 3:07:19\*. /Women/ 52-Karen Scannell/IMP 3:03:47\*(2nd 40+), 54-Johnston/IMP 3:04:40, 64-Stricklin/WVTC 3:06:04\*(4th 40+), 112-Crans/IMP 3:16:09, 147-Anderson/NCS 3:21:24\*, 178-Schumacher 3:25:56. Teams: Excelsior TC finished 7th and Greater S.F. was 11th. West Valley TC, with a team of Pinocci (10th), Engleman (48th), and McLean (66th) would have won the team title but Engleman wasn't declared on the scoring team because nobody even knew he was running the race! WVTC somehow got omitted from the scoring in any case, and with their "declared" 3 scoring members would most likely have placed just in front of Excelsior (Rae Clark in 549th was third scorer). /Boston A.A./

**MAY DAY RUNS** (Apr. 26, San Francisco): /5K/ 1-Bob Lange 15:09, 2-M. Faneli/GSF 15:20, 3-Rostege/WVTC 15:54, 4-Gehrig 16:32, 5-Torres/WVTC 16:37, 6-Cottrell 16:41, 7-Carpenter 16:49, 8-Gallagher 17:00, 9-Shewalter 17:15, 10-Kring/WVTC 17:18...15-Dawson 17:58\*, 19-Smith/PMK 18:17\*, 20-Unsicker 18:27\*, 21-Irene Rudolf/WVTC 18:33, 25-Joan Kring/WVTC 19:08...60-Frances Sackerman/50 22:06\*...272 finishers. /10K/ 1-Ron Nabers/GSF 31:45, 2-Christ 33:14, 3-McVeigh 33:49, 4-P. Stordahl 34:28, 5-Klein 34:39(?), 6-Jacobs 35:06, 7-Falk 35:08, 8-Lazar 35:53, 9-Navarro 36:25\*, 10-Martin/PMK 36:43...20-Bridget Flynn 38:09, 26-Ward 39:00\*, 31-Sharon Jordan 39:46, 43-Gail Rodd/WVTC 42:27...279 finishers. /20K/ 1-Brian Maxwell/GBTC 63:56, 2-Sershen/ETC 65:10, 3-DeAraujo 68:07, 4-Zapata/GSF 68:54, 5-Morse 70:04, 6-Emry/CW 71:42, 7-Notch/LMJS 73:31, 8-Bashiruddin/ETC 74:17, 9-Mattern/PMK 74:27\*, 10-Nathanson 74:45, 11-Bachrach/WVTC 75:24\*...28-Murphy 80:21\*...41-Florianne Harp/TAM 82:12, 76-Karen Kressenberg/WVTC 91:06, 77-Stacie Ragland 91:06...179 finishers. /S.F. Heart Association/

**RUN FOR LIFE 10K** (Apr. 27, Stanford): 1-Greg Hodson/WVTC 33:07, 2-Howe 33:08, 3-Routh 33:22, 4-Lisowski 33:44, 5-Harris/WVTC 33:47, 6-D. Martinez 34:04, 7-Sidney 34:16, 8-DiMaggio 34:52, 9-Zamczyk/WVTC 35:04, 10-Kirkby 35:34, 11-Dunn 35:41, 12-Ulate 36:19, 13-Nevraumont/WVJS 36:26\*, 14-Michele Aubuchon/CSH 36:38, 15-Newton 37:06, 16-Poulsen 37:07, 17-Hower 37:21, 18-Billmaier 37:21, 19-Kilby 37:30, 20-Fetter 37:33\*...24-Whitis 37:49\*, 27-Wood/NCS 38:00\*...109-Laura Ressen 41:56, 117-B. Paul 42:18...approx. 1300 finishers. /American Heart Ass'n./

**EARTHQUAKE RUN** (May 3, Hollister): /10K/ 1-Gary Romesser/AGRC 32:59, 2-Rostege/WVTC 33:13, 3-Acosta 33:56, 4-Gaytan 35:00, 5-Garcia 35:01, 6-Li 35:24, 7-Appleby 35:30, 8-Vasquez 35:59, 9-Tharp 36:01, 10-Lamberson 36:26, 11-Pomeroy 36:33...more--

(Earthquake Run, Cont'd) 12-Williams 36:56, 13-DesJardins 37:18, 14-Eisenman 37:23, 15-K.Brown 37:34...17-Larry Worth/41 37:58\*, 33-L.King/44 42:30\*, 36-Diane Wayman 42:41, 68-Joanne Hall/43 47:43\*...107 finishers. /Edward Singleton/

**ASS TO ASS RUN** (May 25, Santa Rosa): /13.2 Mi./ 1-Hersh Jenkins 68:15, 2-Knudsen/TAM 70:32, 3-Jameson 70:52, 4-Ottaway/TAM 70:54, 5-Weir/AGRC 71:21, 6-Scott 71:56, 7-S.Williams 72:52, 8-Cusick 73:27, 9-Jim Bowers/VMRC 73:36\*, 10-Noonan 74:11, 11-Fanning 74:29, 12-Johnson/TAM 74:30, 13-Christopher 74:41, 14-Fritz 74:43, 15-Conrad 75:36, 16-Mathieu 76:38, 17-Pedrola 77:32, 18-Black 77:32, 19-Lilygren 77:42, 20-Henderson 77:45...27-Bugler/PMK 79:11\*, 29-Schaumberg 79:40...Carol Young/AGRC 83:12, Deryl Elijah 84:49, Caron Schaumberg 89:05...Marlys Hayden 1:32:43\*...670 finishers. /HALF ASS RUN - 7.1 Mi./ 1-Stan Hockerson 40:52, 2-Ron Gomez 42:36, 3-K.O'Connor/CW 42:37, 4-Kirkland nt, 5-Reasoner 42:35, 6-Laskier 43:38, 7-Hidas 43:39, 8-G.Miller 44:41, 9-Cahill 44:44, 10-Nemeth 44:49, 11-McCullough 44:52, 12-Hire 45:20, 13-Lyons 45:47, 14-London 45:49, 15-Ziegenhirt 46:03F, 16-Carr 46:05, 17-Kramer 46:37, 18-Lund/WVTC 47:00...Mary Scannel 47:24, Don Pickett/50+/TAM 47:35, Dickerson/50+ 49:34, Dana Hooper/TAM 50:02F...688 finishers. /Peter W. Shidler/

**MIRASSOU-NIKE GRAPE RUN** (Jun. 7, San Jose): /3.5 Mi./ 1-Dave Himmelberger/SSC 18:42, 2-McGinnis 19:33, 3-Lilygren 20:05, 4-P.Knudsen 20:15, 5-Ricks 20:23, 6-Radigan 20:38, 7-Worth/40+ 20:55\*, 8-Morris 20:58, 9-LaCasse 21:26\*, 10-Leal 21:27\*...34-Nancy Alleman 22:33, 41-Kathy Himmelberger 22:47, 60-Teresa Reimer 23:27, 64-Diane Young 23:42...576 finishers. /R. Wayne/

**ROUND-THE-RUNWAY RACES** (Jun. 8, Moffett Field): /3.04 Mi./ The course was intended to be 5K (3.107 Mi.), but was found short as measured afterward by Rich Stiller & Sheldon Gersh. Also, times were out of synch by 2 places after the first few places, but were corrected by Walt Van Zant, based upon times he knew to be correct from his club mates. 1-Paul Gyorey 14:48, 2-Doug Schmenk/WVTC 15:05, 3-Niemiec/WVTC 15:06, 4-John Marden/WVTC 15:07, 5-Hodson/WVTC 15:08, 6-White/WVJS 15:12, 7-Stiller/WVJS 15:31, 8-Rostege/WVTC 15:31, 9-Kramer 15:34, 10-D.Garcia 15:43, 11-Eder 15:57, 12-Greco 15:58, 13-Carey 16:24, 14-Castillo 16:36, 15-Dobbins 16:44...22-Walt Van Zant/WVJS 17:01\*, 25-M. Stewart 17:12\*, 28-Cross/WVTC 17:27\*, 30-Hollloszy 17:35\*...54-Tracy Williams 19:29F, 59-Martie Comarell/WVTC 19:45...92-Julie Kyle/40+ 21:40\*...199 finishers. /7.6 Mi./ Problems here too, as someone evidently walked off with the finishboard(?) and a lot of the top 50 finishers aren't known (nor are divisions for any of those). 1-Dan Harvey/CW 38:21, 2-A.Swenson 40:40, 3-Parish 41:05...319 finished. /Walt Van Zant/

**RUSSIAN RIVER MARATHON** (Jun. 8, Ukiah): 1-John Notch/LMJS 2:32:37, 2-Tom Mota/LMJS/40+ 2:34:01, 3-Simoni 2:34:59, 4-Neiman 2:37:24, 5-Howe 2:40:24, 6-Samuelson 2:40:46, 7-Fanning 2:41:21, 8-K.George 2:42:18, 9-Bruen 2:45:50\*, 10-Epanchin 2:48:38\*, 11-Turner 2:50:40, 12-Gross 2:50:57, 13-Jansen 2:51:06, 14-J.Lucero 2:52:12, 15-J.Myers 2:53:38...23-Kovacs/TRAC 3:01:32\*...62-Pamela Bartko 3:27:04, 68-Debbie Sanders 3:33:44...84-Erma Baker 3:40:00\*...149 finishers. /1/2-Marathon/ 1-Jim Lovejoy 71:58, 2-Singer 72:01, 3-Gibbons 73:01, 4-Keehn 73:51, 5-Spinas 74:58...9-Theo Jones/PMK 80:59\*, (see next pg.)



Dave Himmelberger, shown during a steeplechase several years ago, easily won the Mirassou-Nike Grape Run, clocking 18:42 for the 3.5-mile course. /John Marconi/

(Russian River Run, Cont'd) 14-Bellon/50+ 1:23:39...28-Vicki Blankenship 1:28:56, 63-Jeanie Jones/PMK 1:38:43\*...199 finishers. /John Notoh; Dori Vallone/

DSE GOLDEN GATE PROMENADE (Jun. 8, San Francisco): /7.5 Mi./ 1-Jan Sershen/ETC 36:44, 2-Palladino/CW 37:47, 3-Weir/AGRC 38:46, 4-Reager 39:57, 5-Wise 40:18, 6-Kadish 40:19, 7-Gehrig 40:40, 8-Benz/WVTC 40:57, 9-Sampson 41:03, 10-Guinee 41:36... 47-Marion Irvine/50+/NCS 46:40\*, 72-Trish Morrissey 48:55, 75-Sheryl Hausman 49:02...360 finishers. /DSE Newsletter/

DISPATCH RUN-FOR-FUN (Jun. 14, Gilroy/Lo's Animas Pk.): /3KM/ 1-Ed Kolofer 9:31.2, 2-Dan Minutillo/WVTC 9:39, 3-C. Kolofer 9:57, 4-Florez 10:01, 5-T. Gutierrez, Jr. 10:02, 6-A. Rivas 10:09, 7-Drew 10:13, 8-Hicks 10:22, 9-Sullivan 10:31, 10-Costa 10:36. /15KM/ 1-Gil Munoz 50:30, 2-Bautista nt, 3-Mercado nt, 4-C.J. Ruona 53:32, 5-B. Smith nt, 6-F. Ruona 54:13, 7-Miller nt, 8-R. Smith nt, 9-Escobedo 55:45, 10-Adams nt, 11-Davidson 56:03...47-Marrie Nelson 64:41, 52-Charlene Gilroy 65:47...112 finishers in 3K and 133 finishers in 15K. /M.H.-Gilroy Dispatch/

Y-TO-Y RACE (Jun. 21, Pinole): /5.3 Mi./ 1-Tom Smith 25:37, 2-Kotchevar 26:15, 3-Slawson/CM 26:49, 4-A. Smith 27:07, 5-Alderman 27:21, 6-Rekly 27:30, 7-Corona 27:45, 8-Berg 27:47, 9-Watts 28:04, 10-Casey/ETC 28:31, 11-Goubau 28:34, 12-Hanley 28:54, 13-Abshire 29:10, 14-Victor 29:36, 15-M. Brown 29:47...18-Gerald McMahon 30:07\*, 22-Mary Gaffield/ECHS 30:49, 26-Gough Reinhardt/50+ 31:46\*, 28-Leslie McMullin 32:06...128 finishers. /2.1 Mi./ 1-Eric Edmondson 11:36, 2-Char 11:44, 3-Wade 11:49, 4-Riggio 11:50...55 finishers. /Pinole Family YMCA/

FITCH MOUNTAIN FOOTRACE (Jun. 22, Healdsburg): /6.2 Mi./ 1-Hersh Jenkins 32:41, 2-Hansen 32:57, 3-Kesecker 34:56, 4-Gibbons 35:11, 5-Ramsey 35:31, 6-Bratsberg 35:32, 7-Peterson 35:39, 8-Miller 35:56, 9-McGuire 36:00, 10-Fanning 36:03, 11-Roger Daniels 36:33\*...Gray 38:33\*, Beckie Simmie 40:26, Carol Muller 41:41, Margaret Oakes 43:27\*...264 finished (race director noted 21 "unregistered" finishers!). /Healdsburg C of C/

VALLEY OF THE FLOWERS MARATHON (Jun. 22, Lompoc): 1-David Hughes 2:37:36, 2-Hartley 2:41:16, 3-Cook 2:44:35, 4-Jefferies 2:48:20, 5-Feeney 2:48:55, 6-Gonzalez 2:50:04, 7-Weston 2:51:41, 8-Anderson/50+ 2:52:48\*, 9-Aaberg 2:55:01\*, 10-Larsen 2:55:21, 11-Clark 2:55:24\*, 12-Evans 2:55:42\*, 13-P. Anderson 2:55:43, 14-Murray 2:55:46\*, 15-Cheney 2:55:58...19-Churchman 2:58:51\*...32-Margo Elson 3:05:15, 51-Dorothy Lash 3:17:41, 59-Sue Elen Trapp 3:23:26...160 finishers. /Marathon/ 1-Jon Jackson 71:16, 2-Young 75:53, 3-Flynn 76:37, 4-Sneddon 79:20, 5-Robinson 79:52, 6-Mack 81:04, 7-G. Young 81:35, 8-Coffey 81:59\*, 9-Ramos 82:00, 10-Opdyke 82:42\*, 11-Kemp 83:15\*, 12-Hinzo/50+ 83:18\*...31-Sandra Marshall 87:49, 44-Fay Hobbs 91:53\*, 62-Shirley Saunders 96:19...194 finishers. /John Perkins/

DSE DIAMOND HEIGHTS 4-MILER (Jun. 22, San Francisco): /Obvious-ly short course! 1-Bob Darling/ETC 16:34, 2-Serrano 16:44, 3-Paulsen 17:07, 4-Reager 17:08, 5-Gallagher 17:26, 6-Erickson 17:31, 7-Anderson 17:37, 8-Pattis 17:39, 9-Henderson 17:44, 10-Heim 17:47, 11-Chaffee/ETC 17:49\*...78-Colleen Fox 22:28, 91-Delia Barton 22:58...227 finishers. /DSE Newsletter/

LAKE TAHOE MARATHON (Jun. 29, Incline Village, NV): - High overcast, 50-60 degrees, light winds. 1-Miguel Tibaduiza/WVTC 2:35:46, 2-Ron Barker/Idaho 2:51:40, 3-Takaha/CW 2:52:30, 4-Bailey/NV 2:52:54, 5-Lannoy 2:56:34, 6-Strang/Iowa 2:58:35, 7-Angell/STTC 3:01:58, 8-Alarcon/CCAC 3:04:13\*, 9-Ballew/STC 3:05:40, 10-Treacy/PMK 3:06:39\*...12-Malain/53/BC 3:07:13\*, 17-Pamela Schmidt/SSS 3:17:35...92 finished. /Reg Bedell/

CASCADE RUN OFF (Jun. 29, Portland, Ore.): /15K, Certified/ 1-Herb Lindsay/CO 43:49.6, 2-Paul Williams/Canada 43:50.7, 3-Pfizinger/NY 44:15, 4-Butler/Canada 44:19, 5-Buhmann/CO 44:24, 6-Ide/Japan 44:34, 7-Malley/OR 44:35, 8-Durden/ATC 44:44, 9-Castaneda/CO 44:54, 10-Vigil/CO 44:57, 11-Roche/NJ 44:59, 12-Jon Anderson/OTC 45:05, 13-Mark Anderson/CO 45:10, 14-Boileau/OR 45:13, 15-Shorter/FSRT 45:14...35-Fritzke/CW 46:47, 43-Dave Smith/YFC 47:27, 50-Rinde/WVTC 47:54, ??-Zapata/GSF 49:36, 79-Wayne/GSF 49:42...Patti Lyons-Catalano 49:42.5 (Amer.Rcd.), Gareau/Canada 51:16, Moller/NZ 51:22, Benoit 51:52, Sullivan 52:15, Cooksey 52:42, Conz 52:46, Quatier/WA 53:11, Eide/OR 53:42, Dahlkoetter/OR 53:52...25-Karen Scannell/IMP 58:21\* (1st 40+ woman)...Ulyot/WVTC(39) 60:29...Krause/43/Alameda 74:07\* (5th 40+ woman)...4144 finishers! - Highlight of the race was Lyons' 49:43, which destroyed Benoit's old American record of 51:28! /Charles Galford/

SOLEDAD MISSION 10K (Jun. 29, Soledad): - Only top 3 finishers in each division were sent to NCCR. 1-Gary Romeser/AGRC 33:12.5, 2-Rostege/40/WVTC 33:46, 3-Vasquez 35:43, 4-Nevraumont /WVJS 35:48\*, 5-Castillo 35:54, 6-Canales 36:11...Marcia Romeser/AGRC 40:20, Nelly Alandia 41:37, Sandy McPherson 43:30... Isabel Rivas 50:19\*. /Gary DeCarli/

SPA-AAU 15K CHAMPIONSHIPS (Jul. 4, Santa Barbara): 1-Gary Tuttle/TIT 46:06, 2-Smead/Un 47:08, 3-Mayfield/OTUS 47:34, 4-Triplett 47:50, 5-Brown/BB 47:55, 6-Chambliss/BB 48:30, 7-Macias/SMTCC 48:42, 8-Hollister/SBAA 48:42, 9-Callaway/SBAA 48:59, 10-League/SBAA 49:56, 11-Boyet/AGRC 50:34, 12-Thomas/SBAA 50:55, 13-Scobey/TIT 50:57, 14-O'Brien/SLDC 51:04, 15-R. Knerr 51:04... 20-Tim Minor 51:59, 23-J. Knerr/STC 52:32\*, 24-Brennand/SBAA 52:50\*, 31-Anderson/CCAC 53:28\*, 32-Bartek/SBAA 53:42\*, 36-Shaffer/CCAC 53:59\*...66-Patricia Story/SMTCC 57:34, 74-Ann Gladue 58:05, 81-Ellen Gerken 59:28, 85-Kathleen Kinane 59:49... 103-Jennifer Wright/44/STC 61:16\*, 110-Margaret Miller/54/STC 61:41\*...296 finishers. /John Brennan/

DSE DOUBLE LAKE MERCED (Jul. 4, San Francisco): /9.5 Mi./ 1-Mike Fanelli/GSF 50:40, 2-Gary Fanelli 50:40, 3-S. O'Brien 53:09, 4-Kadish 53:32, 5-Basinger 55:31, 6-Zaparoilli 56:00, 7-Parker 56:02, 8-Fordand 56:18, 9-Rouse 56:32, 10-Resignato 56:57...14-Theo Jones/PMK 57:28\*...45-Maria Ng 63:02, 53-Marion Irvine/50+/NCS 63:42\*, 72-Agnes Duterte 67:18, 73-Karen Scannell/41/IMP 67:27\*...226 finishers. /DSE Newsletter/

PIER TO PARK 6-MILER (Jul. 4, Pacifica): 1-Bob Lange/CW 31:07, 2-Baldocchi 31:40, 3-Robertson/WVTC 34:07, 4-Heim 34:34, 5-Bugler/PMK 34:39\*, 6-Gerrans 35:38, 7-McGowan 36:19\*, 8-Peter-son 36:30, 9-B. Williams 36:54, 10-Amable 37:00...33-Pearl Anit 40:59, 40-Marge Gerrity 41:30\*...176 finishers.

RUN FOR YOUTH (Jul. 4, Oakland): /5.0 Mi./ 1-Ted Quintana/AGRC 24:55, 2-Weir/AGRC 25:03, 3-Jewett/ETC 25:45, 4-DeAraujo/Braz 25:59, 5-Reilly 26:33, 6-Hollenbeck 26:47, 7-Coleman 26:53, 8-Gleason 26:56, 9-Gehrig 27:04, 10-Goubau 27:14, 11-Mota/LMJS 27:22\*, 12-Kindle 27:35, 13-Sampson 27:44, 14-McGrael 28:02, 15-Dodge 28:18...23-Huff 29:00\*, 26-Schalager 29:15\*...36-Carol Young/AGRC 29:32, 40-Sue Brusher/WVTC 29:50, 52-Denise Bigelow/AGRC 30:41, 53-Vicki Bigelow/AGRC 30:42\*, 56-Jolie Houston/AGRC 30:44...290 finishers. /Neil Berg/

REDWOOD CITY PARADE RUN (Jul. 4, Redwood City): /3.177 Mi./ 1-Larry Mangan 14:54, 2-Porter/WVTC 15:26, 3-Anderson/CTC 15:33, 4-Pincombe 15:40, 5-Routh 15:48, 6-Seaver/WVTC 15:50, 7-Tracy/WVTC 15:51, 8-Rohloff/AGRC 15:51, 9-Gomez 15:58, 10-O'Connor/CW 15:58, 11-Harris/WVTC 16:08\*, 12-Niemiec/WVTC 16:10, 13-Marconda 16:11, 14-McClure 16:16, 15-Schla 16:18, 16-Dave Anderson/CTC 16:24, 17-Mandanis 16:37, 18-Sidney 16:38, 19-Guinee/CTC 16:39, 20-Cruikshank 16:49...32-Mattern/43 17:59\*, 34-Ramirez/48 18:04\*...89-Margaret Fischer 19:41, 119-Karen Wolfe 20:34, 144-Martie Comarell/WVTC 21:15...405 finished. /Mawson/

DSE DALY CITY SCENIC RUN (Jul. 6, Daly City): /6.2 Mi./ 1-Fidel Serrano 39:23, 2-Bennett 41:34, 3-Gallagher 43:04, 4-Erickson 43:10, 5-Zapanoilli 43:15, 6-Tatro 43:43, 7-Nicholson/PMK 44:47\*, 8-R. Cruikshank 45:25, 9-Bourne 45:34, 10-Spitz 45:54...22-Jane Sowersby/WVTC 48:15, 27-Marion Irvine/50+/NCS 49:11\*, 56-Elsa Ruff 55:48, 61-Pearl Anit 56:17...128 finished. /DSE News/

COASTSIDE COUNTRY FAIR FIRECRACKER 10K (Jul. 6, Half Moon Bay): 1-Clint Miller 37:49, 2-Figoni 39:05, 3-Aulisio 39:49, 4-Monterrosa/Alaska 40:42, 5-Stamper 41:29...8-Varela/44 44:28\*, 9-Davis/45 44:40\*...23-JoAnn Kerrick/42 53:15\*, 26-Claire Camp 53:42, 27-Roslyn Muller 53:43...45 finished. /Bill Hurja/

MORRO BAY TO CAYUCOS FUN RUN (Jul. 19, Morro Bay): /6 Mi. + of sandy beach/ 1-Eric Huff/CP 30:58, 2-DiConti/CCAC 32:09, 3-Sallaz/CP 32:26, 4-Beaton/SLDC 32:28, 5-Rueckert/SLDC 32:43, 6-Hiserman/AGRC 33:06, 7-Cathey 33:15, 8-Hutchinson/SLDC 33:20, 9-Breish 33:24, 10-Nanninga/SLDC 33:26, 11-O'Brien/SLDC 33:35, 12-Dahl/LCHS 33:40, 13-Taylor/HSTC 33:42, 14-E. Taylor/HSTC 33:43, 15-Silva/SMHS 33:45, 16-Shaffer/CCAC 33:52\*...23-Tocco/CCAC 34:28\*, 33-Freyne/CCAC 36:10...94-Valerie McVicar 40:20, 109-Tone Nichols/FTC 41:20...446 finishers. /San Luis D.C./

LAKE TAHOE SERIES 10K (Jul. 20, No. Tahoe H.S.): 1-Ron Cornell 35:10, 2-Nelson 36:39, 3-Talco 38:23, 4-Vincent 38:43, 5-Rizzo 38:48, 6-Richardson 39:06, 7-Moretti 39:52...12-Worth 41:32\*, 29-Anderson 47:01\*...34-Holly Beatie 48:11, 37-Marilyn McCormick 48:51, 38-Carrie Flores 48:55...91 finished. /Stephanie Atwood/

**OAKLAND 8.4 MILE WATERMELON RUN** (Jul. 26, Oakland): Weather was extremely hot, with 25 of the 150 starters not finishing, most dropping after the first 4.2-mile out-and-back leg. 1-Frank Duarte/38/Irvine 46:30, 2-Hornig 47:26, 3-Hill 47:59, 4-Reilly 48:41, 5-Bowles 49:38\*, 6-Pawlak/WVJS 49:46, 7-Hollenbeck 49:54, 8-Clark 50:24, 9-Acosta 50:36, 10-Hamilton 50:52, 11-Urriaga 51:28, 12-Sampson 51:45, 13-Robinson 51:57, 14-Falk 52:35, 15-Richardson 53:03, 16-Deewaltowski 53:04, 17-Scarid 53:19, 18-Vargas 53:48, 19-Maratsos 54:10, 20-Walker 54:13...25-Karen Eggerman 55:15, 26-Rodd/56 55:26\*, 28-Garrison 56:06\*, 30-Nancy Talavera 56:21, 46-Teresa Barrios/13 61:40. /Robert DeCelle/

**DAM TEST RUN** (Jul. 26, San Mateo): /10Km/ 1-Mike Duncan/WVTC 34:04, 2-Mandanis 35:20, 3-Stanbridge/PMK 36:05, 4-Graham 37:22, 5-Cowled 37:46, 6-Mattern/PMK 37:49\*, 7-Litcher 38:06, 8-M. Ruona 38:12, 9-Moore 38:21, 10-Rosa 38:26, 11-Santiseban 38:51, 12-Koch 40:06...14-Shastany/50+/WVTC 40:14\*, 15-Taylor/WVTC 40:17\*, 55-Karen Lanterman 45:40, 58-S. Maley 46:00F, 62-Judy Russo 46:27, 71-G. Baciocco 47:53F...149 finished. /W. Dale/

**EXCELSIOR BEACH RUN** (Jul. 27, San Francisco): /6.2 Mi. - New course, all sand/ 1-Bob Darling/ETC 33:33, 2-Schmulewicz/WVTC 34:03, 3-Warr/MR 34:30, 4-Duarte/OCBA 34:49, 5-Moore/ETC 35:29, 6-Stanbridge/PMK 35:47, 7-Williams/LMJS 36:22, 8-Gehrig/ETC 36:46, 9-Sauers 37:37, 10-Jacobs/SCS 37:44, 11-Henderson 37:45, 12-Boitano/SFS 38:43, 13-Monteverdi/LMJS 38:47, 14-Breland/DSE 38:49, 15-Mattern/PMK 39:02\*... 17-Nicholson/PMK 39:59\*, 32-C. Becker 41:11\*...78-Pearl Anit/IMP 45:44, 85-Ruth Anderson/51/NCS 46:27\*, 89-Rachel Anderson/LMJS 46:45...179 finished. /Tom Mann/

**GAY RUN '80** (Jul. 27, San Francisco): /5KM/ 1-John Morrissey 15:30, 2-Ottoway/TAM 16:04, 3-Chain 16:33, 4-Gallagher 16:52, 5-M. Molina 17:31, 6-Cox 17:54, 7-Yu 17:55, 8-Smith/PMK 18:04\*, 9-Bestaccini/CT 18:37, 10-Dunning 18:45...14-Maryann Truitt 19:14, 17-Patricia English/WVTC 19:49, 18-Boone 19:51\*...182 finishers. /10KM/ 1-Russell Knudsen/TAM 32:17, 2-Dubie/NYC 35:03, 3-Leno 35:10, 4-Armstrong 35:38, 5-Paulson 35:54, 6-Gilbert 36:38, 7-Bernard 36:52, 8-Felce/Eng 36:54, 9-Garvin/OH 36:55, 10-Robinson/NYC 37:13\*, 11-Martin/PMK 37:38, 12-Scogins 37:48, 13-Lambert 37:57, 14-Flores 38:13\*, 15-Estrada 38:42, 16-Hamilton/WA 38:48, 17-White/50 38:50\*, 18-Volkner 39:16, 19-McCarthy/MA 39:32, 20-Shane 39:54...24-Janice Wambaugh 40:35, 62-Jane Maxwell 43:49, 76-JoAnna Hatfield 45:15, 77-Eugenia Schmidley 45:20, 78-Claudia Shaw/AZ 45:22...175 finishers. /Scott P. Anderson/

**SOQUEL 10-MILE AEROBIC RACE** (Aug. 3, Soquel): 1-Darren George/AIA 53:38, 2-Chairez/BC 55:20, 3-Thompson/PUC 56:19, 4-Nieman/HMRFC 57:23, 5-Riding 60:04\*, 6-Ketelsen/HMRFC 60:13, 7-Merians 60:18, 8-Telles 60:29, 9-Nevrumont/WVJS 60:32\*, 10-Jenkins/SALZ 61:17, 11-Williams/WVJS 61:21\*...Erma Baker/51 79:44\*...84 finishers. /3 MI./ 1-Mark McConnell 15:44, 2-Thompson/PUC 16:22, 3-Myers/HMRFC 17:04, 4-Ketelsen/PUC 17:13, 5-Osterkamp 17:35...18-E.G. Blackburn/STC-NVRC 19:37\*...21-Helen Muth 19:45, 23-Teresa Bargetto 20:30...378 finishers. /Wayne Griffith/

**CHINESE LITTLE OLYMPICS 5-MILER** (Aug. 9, Cupertino): 1-Kobert Smith 25:47, 2-Colvin 25:59, 3-Mark Osuma 26:04, 4-White/WVJS 26:05, 5-Hoch/CW 26:15, 6-Gomez 26:23, 7-Rostege/WVTC 26:31\*, 8-Bryan/WVTC 26:56\*, 9-Butt/WVTC 27:09, 10-Garcia 27:15, 11-Stanbridge 27:33, 12-Castillo 27:37, 13-S. Clark 27:42, 14-Riggle 28:02, 15-Pruitt 28:13, 16-Judy Fox/WVTC 28:15, 17-Benjamin 28:16, 18-Stevens 28:40, 19-F. Ruona 28:47, 20-Mattern/PMK 28:52\*...22-Meyer 29:28\*, 26-Riggle 29:39\*, 29-Carpenter/WVTC /50+ 29:49\*...38-Tracy Wong 31:00, 43-Anne Hamilton 31:21, 49-Sue Grigsby 32:26...124 finishers. /Dale Yee/

**CAZADERO 7-MILER** (Aug. 9, Cazadero): 1-Jim Noonan 37:52, 2-L. D'Acquisto 38:12, 3-Nieto 38:41, 4-Tuinzing/TAM 38:54, 5-Jones 39:05, 6-Webb 39:20, 7-Balli 39:32, 8-Von Seeburg 39:41 (more),



Mike Duncan won the Dam Test Run in San Mateo by a quarter-mile margin in 34:04 for a hilly 10K. /John Sheretz/



Bob Darling won his club's Excelsior Beach Run in 33:33. /Dennis O'Rourke/

9-Daniels/TAM 40:07\*, 10-Larsen 40:12, 11-Bates 40:36, 12-Sjostedt 40:40, 13-McGuire 40:51, 14-A.D'Acquisto 40:58, 15-Klein 41:14...21-Schultz 42:15\*, 35-Pickett/50+/TAM 44:58\*...36-Laurie Hollingworth 45:01, 44-Margaret Oakes/44 47:23\*, 54-R. Nioto 50:00F...?? finishers. /Dave Sjostedt/

**NIKE/CONTINENTAL 6-MILE RELAY** (Aug. 9, Oakland): /3-person teams, 2-miles per leg/ 1-Runner's Feet 29:25, 2-Pinole TC 29:34, 3-Sequoia Sports Club 30:24, 4-Boofer TC 31:20, 5-Willslinbeck 31:39, 6-Bay Area Striders 33:42...8-Cal-State Hywd Women 34:41, 10-Impala Racing Team 35:55F. Fastest Men: 1-Ted Quintana 9:24, 2-A. Smith 9:34, 3-Matt O'Brien 9:41, 4-Steve O'Brien 9:52, 5-Himmelberger 9:55. Fastest Women: 1-Michelle Aubuchon & Jane Denton 11:06, 3-Denise Bigelow 11:45, 4-Jordan 11:48, 5-L. Robinson 11:50... 33 teams finished. /Ron Wayne/

**DSE TWIN PEAKS RUN** (Aug. 10, San Francisco): /3.6 Mi./ 1-Dale Eisenhut 18:57, 2-Steer 19:14, 3-Lancaran 19:22, 4-Jim Meyer 19:29, 5-Thaning/WVTC 19:31, 6-Kindle 19:44, 7-Stanbridge/PMK 19:53, 8-Erikson 20:14, 9-Merling 20:16, 10-Paise 20:36...30-Marion Irvine/50+/NCS 22:50\*, 42-Betsy White/WVTC 24:35\*, 57-Nusan Blake 25:54...130 finishers. /DSE Newsletter/

**HOOK & LADDER 10K** (Aug. 10, San Francisco): 1-Wolfgang Schmulewicz/WVTC 30:43, 2-Kearcher/GSF 30:55, 3-Nabers/GSF 31:16, 4-Fanelli/GSF 31:35, 5-Morrisey 31:46, 6-Gulli/GSF 31:58, 7-Kay/SFFD 32:44, 8-Crowhurst/BA 33:04, 9-Holloway 33:23, 10-DeAraujo/GSF 33:30, 11-Peterson/GSF 33:35, 12-Torres 33:53, 13-LeBoit/CW 33:54, 14-Ferra 34:17, 15-Nowicici/PMK 34:29...23-Mattern/PMK 35:21\*, 26-Michelle Aubuchon/CSH 35:45, 30-Stagliano 36:16\*, 34-Ryan/SFFD 36:26\*, 37-Hollander/PMK 36:41\*, 38-Nicholson/PMK 36:42\*...119-P. Morrisey 40:41F, 142-M. Pappale 41:38F...440 finishers. /Tim O'Brien/

**JOHN STEINBECK COUNTRY RUN** (Aug. 10, Salinas): /10K/ 1-Dan Gruber/AGRC 30:41, 2-Romesser/AGRC 30:44, 3-T. Munoz/CW 31:00, 4-H. Huff 32:34, 5-Mercado 32:48, 6-Bernard 33:07, 7-Wellck/WVTC 33:22\*, 8-DeLaTorre 33:29, 9-Guaracha 33:33, 10-Bautista 33:42, 11-Betencourt 33:51, 12-Hennessy 34:05, 13-Wile 34:14, 14-F. Vasquez 34:17, 15-James 34:43...19-Leutzinger/MPAC 35:31\*, 27-Elster 36:26\*, 29-Maria Trujillo 36:51, 36-Dally/WVTC 37:05\*, 38-Paula Jackson 37:13, 58-Pam Burkes/WVTC 38:57, 66-Nelly Wright 39:07... 342 finishers. /Salinas Community YMCA/

**DUMP TO DUMP RUNS** (Aug. 10, San Mateo): /10K/ 1-Ted Quintana/AGRC 31:57, 2-Engleman/WVTC 32:28, 3-Alexander 32:59, 4-Green/WVTC 33:56, 5-M. Williams 34:08, 6-D. Martinez 34:08, 7-Gomez 34:16, 8-Laris 35:13\*, 9-Horiuchi 35:21, 10-Lucas 35:41, 11-Cowled 35:46, 12-Moyles 36:13, 13-Harvey 36:39, 14-Solorio 37:10, 15-James 37:13...35-Denise Bigelow/AGRC 39:52...238 finishers (no age or sex denoted on results)! /5K/ 1-John Embody 15:32, 2-Farmer 15:52, 3-Harbaugh 15:55, 4-Stitler/WVJS 16:43, 5-Clary 16:43, 6-Sauers 16:50, 7-Cilia 17:35, 8-Nevrumont/WVJS 17:42\*, 9-Ferry 18:12, 10-Hunt 18:26...18-Lauri Hoffman 19:14, 21-Vicki Bigelow/AGRC 19:23\*, 35-Susan Brodie 20:19...196 finishers. /Vicki Thomas/

**TOP-OF-THE-STATE FOOTRACES** (Aug. 16, Weed): /4.7 Mi./ 1-Fernie Fernandez 24:35, 2-Ferrero 24:59, 3-Vontunge/In 27:38, 4-Forbes 27:44, 5-Silva 27:54, 6-Frank 28:08, 7-Robinson 28:11, 8-Edholm 29:13\*, 9-Finnegan 29:25\*, 10-Friend 29:13...21-Linda Jo Doniak 33:05, 23-Lynn Johnston 33:21, 29-Theresa Birdwell 35:41...72 finishers. /7 Mi./ 1-Leonard Hill/SOS 38:29, 2-Curtin 42:08, 3-Parr 42:55, 3-Fisher 43:20, 5-Lewis 43:47, 6-John Frank 43:47, 7-Young 43:47, 8-DeMercurio 45:42, 9-Wexner 45:48\*, 10-Reed 45:49\*...23-Jennifer Daniell 49:51, 44-Dianna David 53:24...84 finishers. /Lee Ferrero/



**LARKSPUR LANDING COUPLES RELAY** (Aug. 16, Larkspur): /71.96 miles per leg/ 1-Alice Trumbly/Hal Schulz 19:14, 2-Robyn McSwain/Rod Berry 19:24, 3-Rainey Stolp/Bill Stolp 20:00, 4-Donna Andrews/Chris Johnson 20:02, 5-Deryl Elijah/Bob Bunnett 21:19, 6-Jane Sowersby/Tom Bennett 21:27, 7-Anne Hamilton/Jeff Price 21:37, 8-Kathy & Dave Himmelberger 21:47, 9-Jenny Brekhus/Henry Tyson 21:52, 10-Susan Trott/Bill Catanese 22:00, 11-Mary Gaffield/Nichols 22:05, 12-Laurie Saia/Tom Guerin 22:05, 13-Mary Holzgang/Robert Govi 22:09, 14-Joan Don/Dave Houston 22:22, 15-Janet Wilson/Larry Butti 22:35...94 teams finished. /B. Spitz/

**DOUBLE BACK BEACH RUN** (Aug. 16, Cayucos): /12.2 Mi/ 1-Pete Sweeney/AGRC 66:07, 2-Jackson/SBAA 67:08, 3-Beaton/SLDC 68:32, 4-Bushey/SBAA 70:34, 5-Cadena/SLDC 70:48, 6-Weston/SLDC 71:18, 7-Stewart 72:04, 8-O'Brien/SLDC 72:23, 9-Yuchum/SBAA 73:03, 10-White 73:42... 23-Leslie/47 81:48\*, 27-Herd/53 83:51...50-Lori Swedburg/SBCC 93:34, 61-Teresa Campbell/SLDC 97:11...112 finishers. /San Luis Obispo H.S. Track Team/

**NIKE EARTHQUAKES 6-MILE CLASSIC** (Aug. 16, San Jose): 1-Doug Padilla 30:27, 2-Gary Goettelmann 30:39, 3-Pinckney 30:39, 4-Laris 31:20\*, 5-White/WVJS 32:34, 6-Rostege/WVTC 32:40\*, 7-Boynton 32:45, 8-Ottaway/TAM 33:06, 9-Ingram 33:33, 10-Garcia 33:38, 11-Raymond 33:43, 12-Kearns 34:23\*, 13-Lilygren/AGRC 34:32, 14-Castillo 34:49, 15-Smith 35:02...27-Tena Harms/AGRC 36:54, 43-Denise Bigelow/AGRC 38:19, 48-Kelly Brogan 39:16, 64-Dana Hooper/TAM 42:43, 74-Lois Kalmbach 45:14...132 finishers. /Ron Wayne/

**DSE PRESIDIO ROLLER COASTER RUN** (Aug. 17, San Francisco): /3.6 Mi., short/ 1-Steve O'Brien 16:30, 2-Mezei 16:42, 3-Paulson 16:53, 4-Jim Myers 17:17, 5-Acosta 17:17, 6-Sherwood 17:47, 7-Dean 17:57, 8-Jones/PMK 17:59\*, 9-Basinger 18:02, 10-Martin/PMK 18:06...45-Terry Forssell 21:02, 47-Peg Lavelle 21:16, 48-Nancy Stoecker 21:19, 60-Colleen Fox 21:54, 61-Jeanie Jones/PMK 21:54\*...207 finishers. /DSE Newsletter/

**I-G PRESS RUN** (Aug. 17, Richmond): /10K/ 1-Ted Quintana/GSF 30:30, 2-Stolp 30:43, 3-McCann 31:04, 4-Kearcher/GSF 31:18, 5-Nabers/GSF 31:42, 6-Knowles 32:19, 7-Churney/GBTC 32:20, 8-Larson 32:43, 9-DeAraujo/GSF 32:50, 10-Mina/AGRC 32:59, 11-Bachand/Etonic 33:17, 12-Gil Dean/CW 33:22, 13-Dave Anderson/CTC 33:31, 14-Urtiaga/CTC 33:37, 15-Williams/LMJS 33:40, 16-Bigelow 33:49, 17-Vegas 34:03, 18-Muela 34:10, 19-O'Reilly 34:23, 20-Ferreze/GSF 34:42...38-Huff/PMK 36:53\*, 44-Kavlie 37:20\*, 53-Teegarden/NCS 38:09...72-Mary Gaffield 39:28, 90-Sharlet Gilbert/Zephyr 40:55, 103-Heidi Ertl 41:48...315 finishers. /Ken Stein/

**OLD TOWN HALF-MARATHON** (Aug. 17, Eureka): 1-Leonard Hill/SOS 68:03, 2-Wells 69:33, 3-Scholl 70:15, 4-R.Innes & Cottrell 71:15, 6-Little 71:56, 7-Borland 72:05, 8-Lovejoy 72:44, 9-Heistman 73:32, 10-Davy 74:08, 11-Washington 74:21, 12-Reeder 76:23, 13-Rousseau 77:01, 14-Rocha 77:25, 15-Eaves 77:30...29-Escarda 81:53\*, 36-Sheila Maskovich 83:43, 37-Jackson 83:47\*, 52-Jane Wooten 87:42...186 finishers. /SRRC News/

**RED CROSS WATERMELON RUN** (Aug. 17, Merced): /10K/ 1-Dennis Rinde/WVTC 31:07, 2-Hamer/WVTC 32:18, 3-Dean Rinde 32:55, 4-McKinstry 32:56...(40+) Dave Donaldson/WVTC 36:14, K. Schwisow 37:15, Russell 38:14...(Women) Barb Meihaus/MTC 36:53, Elaine Janes 39:51, Toni Nichols 40:44, Patty Dahlstrom 41:54...incomplete results received. /Mike Mason/

**WORLD VETERAN CHAMPIONSHIPS** (Aug. 23-24, Glasgow, Scotland): /10KM/ (45-49) 1-Ray Hatton 33:00. /Marathon/ (40-44) 1-MacGregor/Scot 2:19:23... 24-Kent Guthrie/WVJS 2:37:13. /Nat'l. Masters News/



Hal Schulz teamed up with Alice Trumbly, a sub-4:20 1500m runner from Cal, to win the Larkspur Landing Couples Relay, 10 seconds up on Rod Berry & Robyn McSwain. /Don Gosney/

**NAT'L TAC 20KM** (Aug. 23, Concord, NH): 1-Bob Hodge/GBTC 62:35, 2-Murray/GBTC 63:13, 3-Reed/GBTC 63:51, 4-Olsen 64:23, 5-Wallace/GBTC 64:40, 6-Crossan 64:55, 7-E.Sheehan 65:14, 8-Joyce/GBTC 66:03, 9-Greenplate 66:04, 10-Pearson 66:15, 11-Nabers/GSF 66:23...42-Palladino/CW 72:19...66-Eleonora Mendonca 77:40, 69-Robin Snyder 77:48...294 finishers. /Larry Patz/

**LODI TRIATHLON** (Aug. 23, Lodi): /3.1 Mi. Run, 5 Mi. Bike, 1000 Yd. Swim/ 1-John Griffin 40:16, 2-Horning 40:19, 3-Chan 41:13, 4-Sheeler 41:52, 5-Wadde 42:18, 6-Helm 42:55, 7-Lang 43:10, 8-Nelson 43:11, 9-Junker 43:26, 10-Moller 43:37...28-Korene Mangleson 48:03, 31-Liz Junker 48:26...146 finishers. /Fleet Feet, Stockton/

**BASS LAKE RUN THRU THE PINES** (Aug. 23, Bass Lake): /Half-Marathon/ 1-Gary Gonzales/CRE 72:32, 2-Hamer/WVTC 74:27, 3-Hendry/CRE 74:30, 4-Pawlak/WVJS 75:21, 5-Williams/WR 78:11, 6-Hemphill/FTC 78:46, 7-Lung/FTC 78:56, 8-S.Moreno/FTC 79:49, 9-Peck/BTC 80:44\*, 10-Wong/Un 81:43...18-G.Smith/SCS 87:18\*...49-Kim Hamer/WVTC & Leslie Hoegh & Helen Lopez /FTC 1:37:09, 52-Dianne Stauffer/FJ 1:38:04, 55-Tone Nichols/FTC 1:38:50... 117 finishers. /Bill Cockerham/

**SALMON CREEK BEACH RUN** (Aug. 23, Bodega Bay): /5 Mi./ 1-Ed Nieto 33:32, 2-Webb 34:27, 3-Grames 35:36, 4-Varrebug 35:50, 5-Sjostedt 36:35...8-Machol 39:48\*, 9-Forsburg 40:05\*, 10-Sue Grigsby 40:06, 18-Margaret Oakes/44 44:30\*...32 finishers. /Glenn McCarthy/

**DSE OCEAN BEACH RUN** (Aug. 24, San Francisco): /6 Mi./ 1-Bob Darling/ETC 32:30, 2-Osena 33:15, 3-Serrano 33:39, 4-Paulson 34:39, 5-Reager 35:09, 6-Basinger 35:49, 7-Moon 35:50, 8-Steer 35:55, 9-Rosch 36:28, 10-Jones/PMK 36:50\*...39-Marion Irvine/50+/NCS 39:54\*, 60-Nancy Stoecker 42:05, 66-Janice Prudhomme 42:47...253 finishers. /DSE Newsletter/

**LAKE MERRITT JOGGERS & STRIDERS RUNS** (Aug. 24, Oakland): /5KM/ 1-Phil Kay 15:49, 2-Dan Williams/LMJS 16:19, 3-Charleston 16:32, 4-Griffith 17:13, 5-Cross/WVTC 17:24, 6-Ivory 17:28, 7-Keene/42 18:01\*, 8-White/46 18:30\*, 9-Moss/45 18:42\*, 10-Sue Brusher/WVTC 18:52(?)...23-Laura Craig 20:07, 25-Patty Gray 20:24...66 finishers. /10K/ 1-John Notch/LMJS 33:55, 2-Montello 34:23, 3-Monteverdi 34:31, 4-Rice 35:11\*, 5-Nevraumont/WVJS 35:23\*, 6-Ramos 35:40, 7-Brusher/WVTC 35:57, 8-Becker 37:39\*, 9-Lapera 37:48, 10-Gerlach 38:08...13-Cross/WVTC 39:04\*... 17-Louise Adamson 42:03, 19-Betsy White/WVTC 44:29\*, 20-Linda Karne 44:30...40 finishers. /15KM/ 1-Tom Gwise 52:52, 2-Sampson 54:51, 3-S.Clark 55:19, 4-McCarthy 57:07, 5-Rodd/56 57:10\* (Nat'l. age-56 Rcd.; certified course?), 6-McLain 57:32, 7-F.Smith/PMK 58:22\*, 8-O'Donnell 59:51, 9-J.Chavez/49 59:54\*, 10-Goodrich 59:58\*...16-Florianne Harp/TAM 65:01, 19-Valerie Doyle 69:27...26 finishers. /John Notch/



Mike Fanelli won a close race over Bill Seaver at the DSE Lake Merced Run. /Jim Engle Photo/

**DSE LAKE MERCED RUN** (Aug. 31, San Francisco): /4.95 Mi./ 1-Mike Fanelli/GSF 24:31, 2-Seaver/WVTC 24:32, 3-Darling/ETC 24:37, 4-Smith/CNW 24:57, 5-Morrissey 26:15, 6-Paul/PMK 26:22, 7-Conroy/ETC 26:22, 8-Stiller/WVJS 26:28, 9-Casey/ETC 26:42, 10-Gehrig 26:58, 11-Paulson 27:22, 12-Erickson 27:33, 13-Harper 27:37, 14-B.Knight 27:40, 15-Berneck 27:42, 16-Bashiruddin 27:54, 17-Thompson 27:57, 18-Bassingier 27:59, 19-Cohen 27:59, 20-Mat-tern/PMK 28:05\*, 21-Bowers 28:07, 22-McLain 28:15, 23-Brusher/WVTC 28:30, 24-Henderson 28:33, 25-T. Jones/PMK 28:39\*...61-Sue Brusher/WVTC 30:47, 79-Marion Irvine/50+/NCS 31:58\*, 98-Pat Whittingslow /WVTC 32:56\*, 107-Terry Forsell 33:35, 125-Pat Cutler 34:22, 145-Ruth Anderson/50+/NCS 35:19\*... 400+ finishers. (Note: Race is advertised as a 5-Miler, but has been accurately measured at 4.95 Miles.) /DSE Newsletter/

**COW MOUNTAIN 50-MILER** (Sept. ??, Cow Mtn.): (Note: Distance actually run was 47 miles). - 1-Bruce LaBelle/AGRC 6:27, 2-Notch/LMJS 6:46, 3-Lujan/41 7:10\*, 4-Berkett 7:19, 5-Williams 7:32, 6-Carniglia 7:32, 7-Fletcher 7:34, 8-Johnson 7:40, 9-Dahl/42 7:42\*, 10-Alexander 7:52, 11-Ruth Anderson/51/NCS 7:54...13-Marty Maricle/47/NCS 7:55...26 finishers. /John Notch/

**LABOR DAY RUNS** (Sep. 1, Santa Rosa): /10 Mi., Nat'l Certified/ 1-Dan Aldridge/SUB4 54:12, 2-D. Beardall/MW 54:54\*, 3-McCarthy/ER 55:29, 4-Gibbons/ER 55:31, 5-Lawson 55:35, 6-Jones/ER 56:03, 7-Webb/ER 56:26, 8-Stanbridge/PMK 56:32, 9-McWilliams/ER 57:28, 10-McGuire/ER 58:07, 11-Batz 58:53, 12-Elliot 59:22, 13-Bechte 59:32, 14-J.Lawson 60:23, 15-Leupold 60:49...18-Schultz/ER 61:27\*...61-Dottie Charon/AC 76:10, 62-Lisa Homen 77:43...78 finishers. /Glenn McCarthy/

**WESTERN REGIONAL DIET PEPSI 10KM** (Sep. 6, Coronado): 1-Thom Hunt 28:37, 2-Bill Rodgers 28:43, 3-Wysocki 29:33, 4-T.Marino 29:36, 5-Mendoza/JT 29:45, 6-Eggeer 29:54, 7-Adams 30:11, 8-Evans/18 30:14, 9-Hamblin/19 30:16, 10-Sutherland 30:25, 11-Reed/19 30:33, 12-Mollahan 30:37, 13-Aragon 30:38, 14-Johnson 30:38, 15-Mosher 30:38, 16-Yeoman 30:43, 17-Ysais 30:50, 18-Breen 30:53, 19-Tom O'Neil/CW 30:57, 20-Cook 30:57, 21-Camp 31:09, 22-Barron 31:13, 23-Heaton 31:14, 24-Rios 31:15, 25-Jackson 31:16...29-Steve Holl/AGRC 31:52, 33-Jim Bowers/VMRC 32:10\*(1st 40+), 55-Faerber/Hawaii 33:42\*, 56-Karlene Erickson 33:46, 71-Laurie Binder/KCBQ 34:12, 79-Jim O'Neil/BC/55 34:35 (Amer. 55-59 Rcd.), 92-Sue Latter 34:46, 104-Millicent Anderson 35:04, 106-Vicki Cook 35:08. /CT&RN; Jeff Rigdon/

**MARCH OF DIMES 10K** (Sep. 6, Petaluma): 1-Dan Aldridge/SUB-4 31:44, 2-Serphen/ETC 32:29, 3-Kissin/WVTC 33:11, 4-Balli 33:49, 5-Ramsey 34:21, 6-D. Beardall/MW 34:24\*, 7-Paula 35:10, 8-Chauner 35:56, 9-Von Seeburg 35:57, 10-Gin 35:58, 11-Brewer 36:12, 12-Dunn 36:23, 13-Grames 36:23, 14-Maurer 36:37, 15-Stewart 37:08...19-Robyn MacSwain/TLHS 38:08, 32-Haley 41:52\*, 51-Vicki Brown 43:53...124 finishers. /Annegra Hart/

**NIKE/OTC MARATHON** (Sep. 7, Eugene, OR): 1-Dick Quax/AW-NZ 2:10:47, 2-Hodge/GBTC 2:10:59, 3-Dave Smith/YFC 2:11:09 (new NorCal record), 4-Jon Anderson/AW 2:12:03, 5-Buhmann/FSRT 2:12:38, 6-Boileau/OTC 2:13:38, 7-J.Foster/AllegTC 2:14:04, 8-Graham/Scotland 2:15:04, 9-Atkins/CNW 2:15:09, 10-Beardsley/NB 2:15:11...17-Mason/AIA 2:18:20, 25-D.Waltmire 2:19:00, 30-Bill Seaver/WVTC 2:19:43, 36-Hoglund/CW 2:21:17, 40-Mansoor/CCF 2:22:15, 41-Alphen/50/Netherlands 2:22:49\*, 43-Goettelmann 2:23:48, 51-Fanelli/GSF 2:25:57, 56-Hamer/WVTC 2:28:22, 59-J. Brennan/44/SBAA 2:28:46\*, 65-Chun/GSF 2:29:32, 75-Lorraine Moller/NZ 2:31:42, 78-Marja Wokke/Neth 2:32:29, 84-Allison Roe /NZ 2:34:29, 85-Dean Rinde/16 2:34:58, 86-Russell 2:35:34, 89-Coleman/GSF 2:36:09, 96-Dobson/PMK 2:37:17, 98-Hines/ETC 2:37:39, 104-Norton/LCTC 2:38:10, 106-Kirkby 2:38:25, 109-Kraus /WVJS 2:38:36, 118-Gillian Adams/Eng 2:40:34, 128-Anne Sullivan /RI 2:42:45, 130-Heike Skaden/BC/18 2:43:00 (new NorCal women's record), 141-Parr/SWEAT 2:44:49, 144-Radloff/WUYS 2:44:52...185-Hager/MW 2:48:42\*, 187-Yank/LMJS 2:48:51, 244-Taylor/WVTC 2:53:50\*, 246-Sue Brusher/WVTC 2:53:53, 250-Schaleger/LMJS 2:54:13\*, 293-Diekmeier/SUND 2:57:01\*, 325-Daniell /SWEAT/52 2:59:16\*, 375-Jennifer Daniell/SWEAT 3:04:08, 398-Jane Sowers/WVTC 3:05:43, 416-Bev Marx/BC 3:07:49, 437-Florianne Harp/TAM 3:09:54, 493-Marty Minjares/IMP 3:14:25, 507-Heidi Skaden-Poyser/BC/43 3:15:53\*, 539-Elaine Schumacher/LCTC 3:19:27, 543-Ruth Anderson/51/NCS 3:20:15\*, 553-Karen Diekmeyer/SUND/40 3:21:06\*...809 finishers.

**CLAYTON ADMISSION DAY RUN** (Sep. 7, Clayton): /6.5 Mi./ 1-Dan Martinez/WDS 34:53, 2-Dan Anderson/CTC 35:32, 3-Routh 36:16, 4-Alderman/DRR 36:43, 5-Marconda 37:05, 6-Tilcock 37:16, 7-Bettencourt 37:30, 8-Williams/LMJS 38:03, 9-Wieand/WDS 38:39, 10-Zumwalt 39:04, 11-Riggle 39:09, 12-Gilliana 39:16, 13-Hyland 39:17, 14-Vasquez 39:23, 15-Chesterman 39:32...(results did not indicate 40+ finishers so we may be missing top masters) 26-Jim Moore 41:22\*, 30-Linda Van Housen/WDS 41:35, 31-McMahon 41:40\*, 39-Williams/WVJS 42:22\*, 40-Janice Prudhome 42:32, 54-Becky Schmidt-Hill 43:53, 56-Linda Jungston 44:04, 68-Marilynn Harbin/WVTC 44:52\*...327 finishers. New course records were established in all age-groups, both men and women! Age-groups were unusual: 18-25, 26-35, and 36 & over.

/Bob Vasquez/

**WHERE IN THE HELL IS TRUCKEE 18-MILER** (Sep. 7, Tahoe City to Truckee): /All run on dirt trails; sunny, 60 degrees/ 1-Miguel Tibaduiza/Columbia-WVTC 1:48:00, 2-O'Halloran/AGRC 1:48:45, 3-Duncan/WVTC 1:54:34, 4-Jobski/SLT 1:55:42, 5-Jones/WVTC 1:56:19, 6-Lonergan/SLO 2:03:23, 7-Roeber 2:05:58, 8-Rae Clark/WVTC 2:08:14, 9-Roberts 2:10:13, 10-Senn 2:11:38, 11-Kane 2:11:39\*, 12-Treabuss 2:11:58, 13-Kercher 2:12:16, 14-Janacone 2:13:17, 15-Bedell 2:14:42...26-Krista Roberts 2:20:03, 29-Silver/49 2:22:23\*, 35-Colleen Connors 2:24:45, 42-Bonnie Storm/WVTC 2:27:15, 60-Joan Reiss/43 2:34:47\*...124 finished. /Barb Dietz/

**NAT'L TAC 50KM CHAMPIONSHIPS** (Sep. 14, Brattleboro, VT): 1-Bill DeVoe/Millrose 3:01:12, 2-Greenplate 3:03:35, 3-Heinrich/40 3:03:56\*, 4-Pittenger/TIT 3:07:26, 5-Cleary/Millrose 3:09:23... 8-Bozanich/CNW 3:14:27...79 finishers. /Pete Cava/

**LAKE TAHOE 72 MILE RUN** (Sep. 19, Tahoe City): /Course consists of one lap around Lake Tahoe/ - Ideal weather conditions helped 3 men break Don Choi's old mark and also enabled Martha Maricle (47) to set a new women's masters record and finish as first female in 13:14:38. \*\* 1-Robert Perez/TX 9:20:28, 2-Finke/OR 9:33:48, 3-Rae Clark/WVTC 9:37:38, 4-TJ Key/San Diego 10:08:33, 5-T. Miller/Sacto 10:16:01, 6-Coleman 10:25:30, 7-Scellato 10:30:08, 8-Kovacs/TRAC 10:42:07\*, 9-Born Again Smitty/Hawaii 11:00:24\*, 10-Twietmeyer 11:08:06...18-Billingsley/58 12:02:55\*...31-Martha Maricle/47/NCS 13:14:28\*...70 finishers (82% of starters finished!). /Charles Mersereau/

**GUADALUPE RIVER RUN** (Sep. 20, San Jose): /5 Mi./ 1-Robert Rupprecht 26:41, 2-Sommer 27:16, 3-Mercado 27:18, 4-Howell/WVTC 27:19, 5-Vasquez 28:06, 6-Smith 28:44, 7-Wasilchen 29:14, 8-Tanaka 29:38, 9-Drew 30:15, 10-Hershey 30:49, 11-Baltzer 31:09\*...32-Shelly Grieb 36:08, 35-Mimi Mooltrie 36:52, 36-Diane Bromstead 37:05...88 finishers. /Frank Ruona/

**GREAT GRAPE RACE** (Sep. 21, San Jose): /10KM/ 1-Tony Ramirez/CW 32:46, 2-Szanto 33:42, 3-Laris 34:33\*, 4-Clark/WVTC 34:45, 5-Hernandez/WVTC 35:17, 6-Levitsky/WVTC 35:56, 7-Bellah/WSSAC 35:56, 8-Ahnberg/TTC 36:39, 9-Brani 37:13, 10-Bertani 37:29, 11-Holst 38:10, 12-Nevraumont/WVJS 38:21\*, 13-Radloff/WVJS 38:28, 14-Gould/WVJS 38:41, 15-Hawkes/WVTC 38:42...23-Van Zant/WVJS 39:19\*, 33-Williams/WVJS 40:43\*, 36-Stevenson/52 40:53\*, 39-Ann Wotherspoon/SJC 41:05, 45-King/SJC 42:18, 48-Bray/SJC 42:23, 51-Stearns/SJC 42:35, 62-Clark/11 43:10, 65-Kerry Brogan 43:40, 71-Paula Ramirez 44:22...22-Retta Albers/RR 55:38\*... 296 finishers. /Almaden Women's Club - Gaye Haven/

**BIG BEAR LAKE 10-MILE RUN** (Sep. 27, Big Bear Lake): 1-Steve Brown 55:24, 2-J. Tuttle 57:21, 3-Vanderveen/CNW 58:21, 4-Swanson/BS 59:17, 5-Sayward/AZTL 59:33, 6-Kimble/OCTC 60:37, 7-Comlossy 61:10, 8-Ruiz/BB 61:24, 9-Hoogendyke/BBR 61:45, 10-Helms 61:48...15-Cousins/BBR 65:20\*, 20-Niks 68:14\*, 21-Kim Vollmer/AdidasW 68:33F, 42-Debbie Keagy 78:13...79 finishers. Run at altitude of 6850 feet! /Edgar Hunt, Jr./

**RICHMOND YMCA PANCAKE RACE** (Sep. 27, Richmond): /7.7 Mi./ 1-Allan Smith 13:29, 2-Bachand 13:50, 3-Barry/GBTC 14:09, 4-Corona 14:16, 5-Thompson/WVTC 14:24, 6-Vizas 14:36, 7-Blackman 14:40, 8-Swezey 14:42, 9-Bamford/WVTC 14:44, 10-Gowen 14:45, 11-Larson 14:47, 12-Rowley/GSF 14:50, 13-Myers/PMK 14:53, 14-Banks 15:10, 15-Kavli 15:19...results had no indication for masters (40+)...31-Mary Gaffield/ECHS 16:11, 33-Sharlet Gilbert 16:30, 69-Kathryn Singer 18:09...215 finishers. /Ken Stein/

**PA-TAC ONE HOUR RUN** (Oct. 5, College of San Mateo): 1-Bill Stolp/WVTC 11 miles, 1387 yards, 2-Stahl/PW 11-1214, 3-Hinzmann/ETC 11-1097, 4-Engleman/WVTC 11-548, 5-Darling/ETC 11-307, 6-Day/Un 11-207, 7-Hines/ETC 10-1246, 8-Moore/ETC 10-1086, 9-Hollenbeck/SRR 10-1067, 10-Thaning/WVTC 10-1055, 11-Tracy /ETC 10-832, 12-Catanese/MW 10-449\*, 13-McAbee/PMK 10-181\*, 14-Jacobs/PMK 9-1462\*, 15-Wood/51/NCS 9-1331\*, 16-Nicholson/50/PMK 9-1135\*, 17-Marilynn Harbin/WVTC 9-83\*, 18-Linda Wettstein/ETC 8-509... 21 finishers (ETC won team title). /Jack Leydig/

**RUN FOR CONSERVATION** (Oct. 11, Mtn. View?): /10KM/?/ 1-Charley Wise 34:31, 2-Lewis/TRAC 34:48\*, 3-Bryan/WVTC 34:57\*, 4-Hawkes/WVTC 35:09, 5-Pitt 35:30, 6-Phillips 36:06, 7-Dom 36:06, 8-Stevens 36:14, 9-Rivers 36:28, 10-Roze 36:37...16-Kim Hayes 39:32...106 finishers. /Jerome Lewis/



Dennis Rinde, who placed 10th at the Olympic Trials Marathon, won "Run for the Cheese of It!". /Shereta/

**FALMOUTH ROAD RACE** (Aug. 17, Falmouth, MA): /7.1 Mi./ 1-Rod Dixon/NZ 32:20.4, 2-Lindsay/FSRT 32:32, 3-Rojas/CO 32:34, 4-Hodge/GBTC 32:38, 5-Meyer/GBTC 32:49...31-Brian Maxwell/GBrTC 34:33. /Women/ 1-Grete Waitz/Nor 37:12.3, 2-Merrill/AGAA 37:57, 3-St. Hilaire/VT 38:04, 4-Benoit/ME 38:21, 5-Moller/NZ 38:46... 11-Michelle Aubuchon/CSUH 40:32, 26-Vicki Maxwell/GBrTC 43:26, 32-Kathy Schlern/Oakville 44:29. /*Runner's Gazette*/

**AVON WOMEN'S HALF-MARATHON** (Sep. 6, New York City): 1-Kristen Bankes/PA 1:18:38, 2-Sweigart/WSSAC 1:18:59, 3-Lapas/GNYAA 1:20:26...7-Carol Young/AGRC 1:22:33...774 finished. /*Runner's Gazette*/

**RUN FOR THE CHEESE OF IT** (Oct. 11, Riverbank): /7.65 Mi./ 1-Dennis Rinde/WVTC 39:26, 2-Vargus 41:30, 3-Pittel 41:49, 4-Garrison 42:00, 5-Murray 42:52, 6-Chan 43:30, 7-Mowbray 44:05, 8-Philbrook 45:13, 9-Cotton 45:36, 10-Suarez 45:39, 11-Lawrence 45:59, 12-Hartwig/41 46:28\*, 13-Malain/53 46:32, 14-Martinez 46:37, 15-Salas 46:48...25-Richardson/45/WVTC 48:46\*...69-Trish Maino 53:41, 109-Ginger Burrola/42 57:33\*...205 finishers. /*Don Lenkeit*/

**SRI CHINMOY 7-MILER** (Oct. 12, San Francisco): 1-Ron Richardson 36:56, 2-O'Brien 38:06, 3-Strong 38:29, 4-J. Batz 39:26, 5-Solorio 39:31, 6-Zaparrilli 39:47, 7-Lanterman/WVTC 39:55\*, 8-Krawiec 39:59\*, 9-Gallagher 40:15, 10-Jones 40:22, 11-Navarro 40:29\*, 12-Grabon 40:34, 13-McCain 40:37\*, 14-Rouse 40:43, 15-Taylor 40:49, 16-Wheeler 40:53, 17-Gehl/50+ 41:27\*, 18-Wong 41:32, 19-Koslofsky 41:36, 20-Breland 41:36...47-Marion Irvine /50/NCS 44:19\*, 51-Karen Lanterman/WVTC 44:45, 71-Colleen Gillmore 48:43, 73-Sandy Vernon/40+ 48:55\*, 76-Daphne Dunn 49:27... 173 finishers. /*Sundari MichaeLian*/

**COLUMBUS DAY GOLDEN GATE BRIDGE RUN** (Oct. 12, S.F. Presidio to Ft. Baker): /10Km/ 1-Hal Schulz/GBrTC 29:11, 2-Dzewaltowski 33:02, 3-Johnson 33:08, 4-Tardy 33:10, 5-Locke 35:01, 6-Schoy 35:41, 7-Wistrick 35:54, 8-Knight 35:57, 9-Jones 36:10, 10-Littig 36:11, 11-Ritter 36:15, 12-Jensen 36:19, 13-Fish 36:23, 14-Swyers/41 36:48\*, 15-Kimball/42 37:15\*...18-Liebenberg/40 38:08\* ...27-Florianne Harp 39:04, 54-Chew 41:55F, 82-Miller 44:06F, 89-Marrero 44:19F, 92-Ginger Burrola/42 44:38\*...254 finishers. /*Sally Dahler; Chris Johnson*/

**LOS ANGELES HARBOR MARATHON** (Oct. 19, Los Angeles): 1-Bill Britten/AGRC-Canada 2:30:35, 2-Willis/Fullerton 2:37:26, 3-Matsuda 2:39:26, 4-Placencio 2:39:49, 5-Lacie 2:41:08. /Women/ 1-Sally Edwards/FF 2:58:16, 2-Martin 3:18:43, 3-Taggart 3:26:50...appx. 1000 participants. /*Rudy Garza*/

**NEW YORK CITY MARATHON** (Oct. 26, N.Y.C.): - Univ. of Oregon senior Alberto Salazar, who had never run a race of more than 10 miles before, won the wind-whipped 11th running of the NYC Marathon with a world record first-time effort of 2:09:41, the eighth fastest in history. Bill Rodgers took a spill at 12 miles and was unable to recover, finishing fifth in 2:13:20. Grete Waitz won her third straight NY Marathon (and lowered her record for the third time, clocking 2:25:41 for a new world standard, ahead of Patti Lyons-Catalano's new American standard of 2:29:33. Ex-San Francisco resident Frank Richardson of Ames, Iowa, was tenth in 2:14:14, while Jaime White of Sacramento got 16th in 2:16:38. Thirty-seven-year-old Gary Goettelmann of Aptos captured 54th in 2:22:55. Results did not list home state so we're only listing those NorCal finishers we recognized in a brief sweep of the results. 1-Salazar/GBTC 2:09:41, 2-Gomez/ ex 2:10:13, 3-Graham/Eng 2:11:47, 4-Wells/AW 2:11:59, 5-Rodgers/ GBTC 2:13:20, 6-Simonsen/Nor 2:13:29, 7-Wright/Eng 2:13:31, 8-Marczak/Poland 2:13:45, 9-Beardsley/Minn 2:13:56, 10-Richardson/ IA 2:14:14...16-White/AGRC 2:16:38, 48-Tuttle/TIT 2:22:13, 54-Goettelmann 2:22:55, 789-Stagliano/40 2:52:12, 1280-Rodd/57 2:59:22. /Women/ 1-Waitz/Nor 2:25:41, 2-Catalano 2:29:33, 3-Christensen/Nor 2:34:24, 4-Gould/Eng 2:35:04, 5-Adams/GB 2:37:55.

# YOUR SECOND SOLE IS FREE

## HOME OF THE FREE RESOLE

At "The Home Of The Free Resole" each time you buy athletic shoes from us over \$25, you'll get a free resole, sanitized shoes, and new laces. A \$13.95 value absolutely free. Offer does not apply to cleat, spike or sale shoes. All resoling done on premises.

The Bay Area's best selection and sizes of running shoes and clothing. All major brands of shoes stocked for the whole family. Rainsuits, warmups, singlets and shorts in men's and women's sizes.

**SECOND SOLE**

Now at two great locations:

**3227 Lakeshore Dr. (near Lake Merritt), Oakland 452-2012**

**3053 Fillmore St. (near Union St.) San Francisco, 922-9413**

## RUNNING AND TRACK PINS



**XMAS STOCKING STUFFERS**  
ONLY \$1.00 EACH, plus  
50¢ postage/handling  
(any number of pins).



Please specify "flat" or "spike" (add 6% tax) and send to Jack's Athletic Supply, Box 1551, San Mateo, Calif. 94401





(Devil Mtn., Continued...)

63-Scott Faulkner 35:35
64-Adrian Taekas 35:36
65-Norm McAbee/PMK 35:38\*

\*\*\*MASTERS\*\*\*

83-Glen Krawiec 36:08
87-Gerald McMahon 36:10
94-John Myers 36:24

\*\*\*WOMEN\*\*\*

112-Rainey Stolp/CNW 36:51
151-Teresa Barrios 37:30
154-Sue Brushser/WVTC 37:33

BAY TO BREAKERS

(May 18)

/San Francisco/ - Craig Virgin and Laurie Binder established new course records of 35:11.8 and 42:20, respectively, over the 7.63 mile course...

1-Craig Virgin/IL 35:12
2-John Andrews/Australia 36:15
3-Bob Hodge/GBTC 36:29

16-Bob Love/CW 38:25
17-Wayne Brennan/Austral. 38:29
18-Matt Thornsberrry/JT 38:33

31-Tim Chain/HMB 39:43
32-Fred Villegas/Merced 39:50
33-Warren Devlin/Austral. 39:52

52-Harold Huff 40:44
53-Mike Conroy/ETC 40:45
54-Greg Hodson/WVTC 40:46

60-Tim Morse 40:55
61-Dave Parish/WVTC 40:56
62-Tim Rostege/WVTC 40:57

\*\*\*WOMEN\*\*\*

94-Laurie Binder/KCBQ 42:20
127-Michele Aubuchon/CSH 43:32
249-Joann Dahlkoetter/MT 45:58

STRAWBERRY CANYON RUN

(May 24)

/Berkeley/ - Brazilian Virginio DeAraujo was a comfortable 23-second winner over Paul DuLaney in 34:38 over this tough uphill 5 1/2-mile course...

1-Virginio DeAraujo/28 34:38
2-Paul DuLaney/22 35:01
3-John Bruce/31 35:29

60-Tim Morse 40:55
61-Dave Parish/WVTC 40:56
62-Tim Rostege/WVTC 40:57

70-Richard Keene/42 40:42
87-Tom Pinckard/42 41:16
111-Rudolph Oehm/45 42:08

\*\*\*WOMEN\*\*\*


77-Pat Kirkpatrick/26 41:00
145-Michele Crucich/19 42:57
193-Carol Schnake/27 44:10

SRI CHINMOY MARATHON

(June 1)

/San Mateo/ - The 2nd annual running of this very well-run race drew a record number of starters (658 finished) on a new course that took in parts of San Mateo, Burlingame and Foster City...

1-Wilfred Jackisch/28 2:21:12
2-Leroy Kotchevar/26 2:26:29
3-Dave Collins/29 2:26:48



Karen Scannell set a NorCal women's masters record in winning the Sri Chinmoy Marathon in 2:52:48. /John Sheretz/

(Sri Chinmoy Marathon, Cont'd)

4-Perry Linn/29	2:31:19
5-David Kadish/27	2:31:31
6-Robert Clay/33	2:33:35
7-Virginio DeAraujo/28	2:34:00
8-Steve Stark/33	2:35:05
9-Dennis Urtiaga/31	2:36:43
10-Stacy Geiken/24	2:36:47
11-Mike Lisowski/31	2:37:45
12-Charles Elkins/36	2:38:22
13-Norm McAbee/47/PMK	2:39:46*
14-Bill Sevald/34/ETC	2:39:47
15-Frank Ruona/34	2:39:59
16-Dennis Doris/34	2:40:41
17-Dave Wills/29	2:41:03
18-Phil Armstrong/29	2:41:31
19-Ken Brown/28	2:42:31
20-Art Webb/38	2:43:08
21-Dan Alarid/37	2:43:53
22-Gary Nathanson/30	2:44:39
23-Leo Reihsen/36	2:44:56
24-Lloyd George/23	2:45:28
25-Monroe Rosenthal/32	2:45:41
26-Siegfried Mattern/43	2:45:42*
27-Jaspar Kirkby/31	2:45:42
28-Fassil Fessaha/24	2:45:56
29-Eddie Lanzarin/27	2:46:15
30-Vic Andrews/27	2:46:58
31-Al Stanbridge/33	2:47:11
32-Jeff Porto/20	2:47:18
33-Albert Garcia/34	2:47:26
34-Tom Nemeth/27	2:47:53
35-George Parrott/36	2:48:33
36-Jody Durst/24	2:48:40
37-Lester Mina/27	2:48:42
38-John Murtagh/33	2:48:52
39-Joe Cavanaugh/36	2:48:58
40-John King/27	2:49:22
41-Edward Cavazos/30	2:49:23
42-Hal Moorehead/30	2:49:38
43-Bob Cooper/25	2:49:41
44-Ian MacLennan/31	2:49:53
45-Dan Dierken/31	2:49:59
46-Michael Hicks/38	2:50:03
47-Jack Wheeler/37	2:50:22
48-Graeme Bell/32	2:50:43
49-Erasmo Vasquez/28	2:50:47
50-Guillermo Barron/27	2:50:50
51-Walter Radloff/35	2:50:54
52-Bruce Cowled/29	2:51:02
53-Don Huff/43	2:51:13*
54-Walt Van Zant/41/WVJ	2:51:25*
55-John Ulate/39	2:51:33
56-Pete Castellanos/40	2:51:54*
57-Steve Clark/30/NV	2:52:01
58-Marco Martin/39	2:52:05
59-David John/26	2:52:08
60-Tom Mann/38/ETC	2:52:10
61-Glenn MacDougall/24	2:52:17
62-Michael Sullivan/20	2:52:24
63-Robert Duncan/30	2:52:45

\*\*\*MASTERS WOMEN\*\*\*

236-Liz Ray/41	3:18:07
237-Ruth Waters/46/NCS	3:18:10
310-Jytte Fruchtman/41	3:24:42
350-Sandy Vernon/42	3:30:00

● **DOUBLE DIPSEA** ●  
(June 14)

/Stinson Beach/ - Miguel Tibaduiza, brother of Colombian Olympian Domingo and currently a student at Nevada-Reno, succeeded in breaking Byron Lowry's 1:42:22 course standard by 14 seconds, despite never having run the course before & getting lost several times!! Donna Andrews knocked 1:38 off Barbara Magid's 2:13:40 women's record, and Don Chaffee nipped Russ Kiernan's over-40 mark by 3 seconds in a sparkling time of 1:49:04. There were 237 finishers over the ultra-hilly 13.6-mile trek from Stinson Beach to Mill Valley and back. Actual running times are listed below, with handicaps following ages (in parentheses).  
*/Don Chaffee/*


1-Don Chaffee/41(15)	1:49:04*
2-Bob Malain/53(25)	2:01:08*
3-Mike Duncan/30(9)	1:50:59
4-Donna Andrews/39(30)	2:12:03F
5-Miguel Tibaduiza/22	1:42:08
6-Jim Nicholson/49(20)	2:02:34*
7-Melinda Creel/23(30)	2:15:05F
8-Irene Rudolf/38(30)	2:15:24F
9-Florianne Harp/32	2:16:14F
10-Martin Jones/37(9)	1:55:40
11-Hans Roenau/52(25)	2:11:57*
12-Gene White/45(20)	2:07:19*
13-Karl Marschall/56	2:12:46*
14-Peter Laskier/35(9)	1:57:06
15-Rocco Fazio/46(20)	2:08:21*
16-K. Whittingslow/41	2:03:54*
17-Dave Olson/50(25)	2:14:03*
18-Mike Lisowski/31(9)	1:58:42
19-M.V. McKenzie/36(9)	1:58:52
20-Bill Dickerson/52	2:15:28*
21-Joe Maher/33(9)	1:59:45
22-Mark Reese/30(9)	2:00:04
23-Orin Dahl/44(15)	2:06:21*
24-Don Pickett/52(25)	2:16:28*
25-Keith Hastings/37(9)	2:00:39
26-Paul Reese/63(30)	2:21:57*
27-Mats Soderlund/27	1:52:21

\*\*\*MASTERS\*\*\*

70-Ken Allen/46	2:54:15
75-Keith Branham/45/WV2	2:55:52
86-Ronald Ruiz/44	2:57:40
101-Antony McDonagh/41	2:58:56
104-Ben Sawyer/43/RCRC	2:58:59
108-Waights Taylor/42	2:59:14
112-Michael Murphy/49	2:59:41
114-Peter Morse/40	2:59:51
115-William Healey/41	3:00:13
118-Tom McManus/43	3:01:54
121-Ross Smith/52/NV	3:02:26

\*\*\*WOMEN\*\*\*

64-Karen Scannell/41	2:52:48*
93-Sue Johnston/38/IMP2	2:58:24
107-Joan Ulliyot/39/WV	2:59:14
140-Bev Marx/26	3:06:19
144-Jennifer Daniele/11/223	06:41
191-Sherry Pollock/28	3:13:15
193-Sara LeSeigneur/35	3:13:29
222-Valerie Doyle/38	3:17:06
227-Kathy Pfiefer/20	3:17:41
235-Theresa Cunningham	3:18:07



Miguel Tibaduiza (2nd from left), shown at PA 15K, broke Byron Lowry's Double Dipsea record. */John Sherets/*

28-Herb Vanek/52/(25)	2:18:09*
29-Skip Lees/35(9)	2:02:09
30-Marlys Hayden/46(30)	2:23:18F*
31-Valdemar Schultz/40	2:08:24*
32-Valerie Doyle/38(30)	2:23:35F
33-Pat Whittingslow/40	2:23:40F*
34-Betsy White/42(30)	2:23:49F*
35-Arnold Schulz/43(15)	2:09:09*
36-Elaine Ivaldi/33(30)	2:24:50F
37-David Horning/31(9)	2:04:21
38-Gordon Smith/43(15)	2:10:23*
39-J.M. Miller/42(15)	2:10:37*
40-Dwight Hendrix/26(9)	1:55:43
41-Bob Ward/40(15)	2:11:07*
42-Rick Torreano/31(9)	2:06:55
43-Bob Steinberg/30(9)	2:07:10
44-Mark Ricard/50(25)	2:23:36*
45-Rick Berne/31(9)	2:07:45
46-Paul Hohe/42(15)	2:14:24*
47-Martin Hillyer/42	2:14:49*
48-Thurman Cheatham/43	2:14:55*
49-Marty Maricle/47(30)	2:29:59F*
50-Dennis Egle/56(25)	2:25:34*
51-Guy Palmer/21	2:00:54
52-Charles Moran/36(9)	2:10:12
53-Ken Sherman/38(9)	2:10:15
54-Robert Gaul/18	2:02:34
55-Jim Collins/53(25)	2:27:37*
56-Landon Carter/37(9)	2:11:40
57-Peter Todd/45(20)	2:23:24*
58-Tom Vaughan/42(15)	2:18:57*
59-Jerry Bock/34(9)	2:13:49
60-Jytte Fruchtman/41	2:34:53F*

● **HOLY CITY RACE** ●  
(June 15)

/Holy City/ - Ron Fritzke was the only record-setter of the day as he clipped 2.1 seconds off of Angel Martinez' 1976 mark with a quick 47:12 over the hilly 9.08 mile course in the Santa Cruz mountains. His margin of victory over John Marden was 2:18!! Times were slow other than that, as not a single runner broke into the top 10 marks of all time in any division. A total of 263 completed this 19th Annual affair.  
*/Jim Wharm; Walt Van Zant/*

1-Ron Fritzke/23/CW	47:12
2-John Marden/18/WVTC	49:30
3-Gary Goettelmann/36	50:11
4-Mike Smith/21/CNW	50:34
5-Mike Plummer/26	51:13
6-Gary Alderman/36/DRR	51:27
7-Jeff Farmer/22	51:56
8-Richard Kimball/24/WV	52:16
9-Jon Ahnberg/25/TTC	52:29
10-Gene Dangel/33/DRR	52:45
11-Dave Parish/25	53:03
12-Dan Dierken/31/TRAC	53:09
13-Stan Newton/21	53:59
14-Jerry Lewis/45/TRAC	54:03*
15-Glenn Pruitt/39/ETC	54:09
16-Walt Radloff/35/WVJS	54:23
17-Homer Latimer/41/WVJS	54:49*
18-Ray Clemo/31	54:55
19-Jonathan Kanter/26	55:06
20-Philip Miller/26/DLG	55:10
21-David Klein/32/DRR	55:21
22-Bill Hotchkiss/39	55:26
23-Salvador Berumen/24	55:27
24-Walt Van Zant/41/WVJS	55:29*
25-William Jenkins/30/SLZ	55:35
26-Ken Benjamin/36	55:41
27-Biff Bourne/27	55:51
28-Myron Nevraumont/45/WV55	55:57*
29-Dan Martin/32/TRAC	55:58
30-Frank Ruona/34	56:09
31-Ben Sawyer/43/RCRC	56:14*



Ron Fritzke set a new course record at Holy City in 47:12.  
*/Dave Stock Photo/*

32-David Wilcox/26	56:34
33-Bill Comport/40	56:45*
34-Wayne Meyer/40/AA	57:26*
35-Albert Garcia/34	57:32
36-Rudy Rodriguez/34	57:44
37-Larry Worth/41	57:49*
38-Andy Martinez/23	57:57
39-Adrian Laekas/32/DRR	58:01
40-Richard Bogdan/37/DRR	58:05

\*\*\*MASTERS\*\*\*

42-Walter Williams/43/WVJ58	1:3
47-Glenn Unsicker/47	59:06
48-Ron Kovacs/41/TRAC	59:18
50-John McCrillis/42/TRAC59	24
55-John Nora/44	60:32
56-Lupe Correa/46	60:34

\*\*\*WOMEN\*\*\*

58-Amy Haberman/25/ATC	60:46
108-Carol Carbaugh/29	65:43
132-Marge Gerrity/42	67:54*
153-Megan Hayes/20	69:52
154-Lindy Hayes/28	70:05
159-Shelly Grieb/32/CR	70:17

\*\*\*MASTERS WOMEN\*\*\*

184-Virginia Collins/49/WV72	58
185-Elizabeth Ross/49	73:01

● **WOODMINSTER HANDICAP** ●  
(June 15)

/Oakland/ - Jan Day bested Ted Quintana in this 15th annual event, but only in the handicap (overall) race, as Ted took home the fastest "actual" time and perpetual trophy with his 49:28 over the 15km very hilly x-country course in the Oakland hills. Bonne Storm was third overall and the fastest woman with her 62:09 (clocking a record?). Sal Vasquez captured the top masters time in 54:38 with his 8th place overall. The handicaps were adjusted this year and the outcome was a much better "mixing" of divisions. Actual times (and handicaps) listed on next page.

(Woodminster, Cont'd...)

1-Jan Day/35(3) 51:57
2-Ted Quintana/24/AGRC 49:28
3-Bonnie Storm/35(12) 62:09
4-Mike Mertens/12(9) 59:37
5-John Embody/25 50:54
6-Dan Anderson/26 51:29
7-Tom Reilly/38(3) 54:36
8-Sal Vasquez/40(3) 54:38\*

4-Michael Smith/CNW 31:47
5-Bill Clark/WVTC 31:57
6-Gerardo Canchola 32:02
7-Tom Laris/40 32:05\*
8-Wayne Hurst/WVTC 32:12
9-Robert Thomas 32:22
10-Hank Lawson/CW 32:28
11-Armando Lagunas 32:52
12-Tim Rostege/40/WVTC 33:07\*

of 1979. Judy Fox defended her title by running 53:27, only 30 seconds off her winning time last year, and led the WVTC women to victory over the Aggies. On the masters side, Charlie Harris destroyed Ulrich Kaempff's 51:09 masters record with a fine 50:11 in leading the West Valley masters team to victory over the Pama-kids. Karen Scannell continued to impress with her quick 58:55 (her old mark was 62:28!), with Vicki Bigelow a short distance back in 59:23. The NorCal Senior masters women set a new course record of 3:30:01 (for 3 runners). Likewise, the masters men set a new standard of 4:30:03 (5 score). A total of 252 finished. /The Clark's/

32-Roger Bryan/44/WVTC 51:46\*
33-Virginio DeAraujo/28 51:53
34-Stephen Sidney/31/Un 51:55
35-Kevin O'Connor/13/CW 52:01
36-David Hamer/16/CCF 52:04
37-Philip Le Boit/26/CW 52:08
38-Joe Salazar/23/CW 52:20
39-W. Swafford/17/CCF 52:24
40-Wayne Horiuchi/27/Un 52:25
41-Chris Klein/23/GSF 52:26
42-Ron Gomez/16/Un 52:33
43-Mark Murray/17/CCF 52:37
44-Vince Mathews/24/CCF 52:39
45-David Chairez/20/CCF 52:50
46-Bryan Gieser/27/AGRC 53:06
47-William Dunn/32/CRR 53:08
48-Scott Marconda/16/WDS 53:17
49-Jerry Lewis/45/TRAC 53:24\*

FIRECRACKER 10K (July 4)

/Milpitas/ - Mike Engleman defeated a good field as 400 completed the distance. His 31:26 was good for a 10-second victory over Gil Brooks. Tom Laris, who just recently broke into the masters division, was a very quick 32:05 in seventh place overall and more than a full minute ahead of another newly arrived master, Tim Rostege. Carol Cabaugh's 40:41 bested Joyce Rankin in a slow women's field. /Dave Muela/

1-Mike Engleman/WVTC 31:26
2-Gilbert Brooks 31:36
3-Steve Brooks/WVTC 31:40

PA/TAC 15K (June 22)

/Los Altos Hills/ - John Moreno led Camino West to team victory over WVTC, breaking its 4-year dynasty, but missing the course record by over 5 minutes (their 3:58:43 would have only gotten them 4th place last year!). The host club clocked in at 4:00:49, with the Aggie squad third in 4:10:19. Moreno's 45:22 was a second better than his 1979 time, set in cooler weather, but a bit shy of Benton Hart's 45:18 standard

1-John Moreno/25/CW 45:22
2-Tony Ramirez/25/FTC 45:40
3-Ron Nabers/31/GSF 46:35
4-Dan Harvey/24/CW 46:55
5-Rick Gentry/24/CW 47:00
6-Bill Seaver/30/WVTC 47:22
7-Denis O'Halloran/38/AG47:24
8-Philip Bowler/27/Un 47:34
9-Chris Hamer/21/WVTC 47:42
10-Miguel Tibaduiza/22/WV47:48
11-John Mansoor/24/CCF 48:05
12-Randy Horney/23/CW 48:44
13-Dennis Rinde/21/WVTC 48:51
14-Mike Engleman/22/WVTC 49:06
15-Coty Pinckney/24/Un 49:14
16-Rob Anex/21/AGRC 49:21
17-John Clary/34/EPG 49:32
18-Mike Duncan/30/WVTC 49:54
19-Dave Boyet/25/AGRC 49:58
20-Charlie Harris/40/WVTC50:11\*
21-John Sheehan/26/AGRC 50:30
22-Sal Vasquez/40/PMK 50:35\*
23-Weston Press/24/Un 50:39
24-Roy Heglund/23/CW 50:42
25-Nick Winter/37/LVRC 50:45
26-Tim Rostege/39/WVTC 50:52
27-Gary Goodstein/21/WDS 50:59
28-Brian Bonner/33/LVRC 51:09
29-Ralph Bowles/43/Un 51:12
30-Dave Parish/25/Un 51:34
31-Mark Hemphill/31/FTC 51:40



Leaders at 5K in the PA-TAC 15K are: (L-R) John Moreno (1st in 45:22), Ron Nabers (3rd in 46:35) and Mike Porter (DNF). Moreno beat Tony Ramirez (not shown) for title. /John Sheretz/

**KENWOOD FOOTRACE**

(July 4)

/Kenwood/ - This year's edition of the popular 10K race featured two course records on the female side, but the men's marks stayed intact. Lori Shanoff of Petaluma defeated record-holder Dana Hooper by nearly a minute in taking some 41 seconds from the old mark of 40:59+, while Susan Mitchell of Mill Valley clocked a 43:12 to win the masters division and clip 43 seconds off the old women's 40+ record, held by Anne Neeley. Russ Knudsen took the men's title in a close race over Hersh Jenkins--32:56.5 to 33:04.1. Jim Bowers missed Darryl Beardall's 34:33 masters record, but beat Roger Bryan handily by 20 seconds, as Beardall, another 10 seconds back, was shunted to third. We're not sure how many finished, but we received the top 150 placers, and they were all under 44 minutes! /Fred Kenyon/

- |                         |        |
|-------------------------|--------|
| 1-Russ Knudsen/25/TAM   | 32:57  |
| 2-Hersh Jenkins/28      | 33:04  |
| 3-Kim Schaurer/30       | 33:51  |
| 4-Steve Ottaway/26/TAM  | 34:31  |
| 5-Dave Royal/19         | 34:36  |
| 6-Rudy Balli/20         | 34:41  |
| 7-Robert Colborn/25     | 34:42  |
| 8-Rob Biando/18         | 34:45  |
| 9-Jim Bowers/41/VMRC    | 35:02* |
| 10-Rich Black/26        | 35:08  |
| 11-Ed Nieto/16          | 35:17  |
| 12-Roger Bryan/44/WVTC  | 35:21* |
| 13-Kees Tuinzing/32/TAM | 35:25  |
| 14-Butch Alexander/27   | 35:26  |
| 15-John Cobourn/33/CO   | 35:27  |
| 16-Darryl Beardall/43   | 35:31* |
| 17-Phil Pellán/24       | 35:38  |
| 18-James Moore/36       | 35:42  |
| 19-Martin Jones/37      | 35:43  |
| 20-Joaquin Fritz/27     | 35:50  |
| 21-Chris Johnson/30/TAM | 35:50  |
| 22-Tim Wallen/16        | 36:00  |
| 23-Jeff Ramsey/25       | 36:15  |
| 24-Russ Kiernan/42/TAM  | 36:26* |
| 25-Dave Nieman/30/PUC   | 36:37  |
| 26-Art Webb/38          | 36:42  |
| 27-Ed Chauner/23        | 36:53  |
| 28-Todd Grames/19       | 36:54  |
| 29-Craig Roland/45      | 36:55* |
| 30-Dave Sjostedt/34     | 36:55  |
| 31-Brian Hoyt/18        | 36:56  |
| 32-Mike McGuire/35      | 36:57  |
| 33-Dan McCallough/23    | 36:58  |
| 34-Louis Garcia/23      | 36:58  |
| 35-Bruce Von Borstel/34 | 36:59  |
| 36-Roger Daniels/44     | 37:00* |
| 37-Dennis Bollman/29    | 37:22  |
| 38-Nik Epanchin/41      | 37:28* |
| 39-Dennis Doris/35      | 37:29  |
| 40-Joseph King/26       | 37:31  |
| 41-Kevin Kramer/22      | 37:33  |
| ***MASTERS***           |        |
| 48-Jim Manwaring/43     | 37:57  |
| 61-Arnold Schulz/43     | 38:40  |
| 62-Bruce Carradine/46   | 38:51  |
| ***WOMEN***             |        |
| 84-Lori Shanoff/16      | 40:18  |
| 105-Dana Hooper/25/TAM  | 41:17  |
| 108-Deryl Eljay/28      | 41:28  |
| 130-Peggy Smyth/28      | 43:01  |
| 135-Pam Purcell/35      | 43:09  |
| 136-Susan Mitchell/42   | 43:12* |

**FOLSOM 10KM**

(July 6)

/Folsom/ - Conditions were cool by Sacramento standards--about 70° with a light wind--and times showed it. Tom O'Neil obliterated Dan Gruber's 30:30 course record with a fine 30:03.7, well ahead of Dan Harvey's 30:21. John Mansoor was also under the old mark at 30:26, and Ron Nabers' 30:33 just missed, but set a new sub-masters record by almost 2 full minutes. Harold Kuphaldt chopped over a minute off the old junior (15-16 age-group) record with his swift 31:40. Kathy Adams defended her title and just missed her 1978 record with a fine 36:54. Tim Jordan's 34:00 topped the masters field, but was nearly a minute off Harvey Ferrill's 33:16 record. Camino West had 59 points to edge the local Capital City Flyers, who had 63. A total of 299 finished in what has rapidly become a "racer's race", with fine depth in terms of fast times. /Frank Krebs/

- |                          |       |
|--------------------------|-------|
| 1-Tom O'Neil/CW-Stanford | 30:04 |
| 2-Dan Harvey/CW-SJS      | 30:21 |
| 3-John Mansoor/CCF       | 30:26 |
| 4-Ron Nabers/GSF         | 30:33 |
| 5-Greg Hitchcock         | 31:32 |
| 6-Chris Hamer/WVTC       | 31:32 |
| 7-Tom Smith              | 31:32 |
| 8-Harold Kuphaldt/CCF    | 31:40 |
| 9-Rick Gentry/CW         | 32:03 |
| 10-Shawn Smallwood       | 32:05 |
| 11-Roy Høglund/CW        | 32:06 |
| 12-John Lindeman/ITC     | 32:15 |
| 13-Dan Betker            | 32:23 |
| 14-Ken Alberg/Quash      | 32:36 |
| 15-David Hamer/CCF       | 32:50 |
| 16-Ken Harvey/CCF        | 33:00 |
| 17-Mark Hoefler          | 33:07 |
| 18-Ted Franse/Quash      | 33:08 |
| 19-Mike Norton           | 33:12 |
| 20-Dan Smolich           | 33:12 |
| 21-Win Swatford/CCF      | 33:23 |
| 22-David Kadish          | 33:31 |



Tom O'Neil set a new course record by 24 seconds in winning the Folsom 10K (photo is several years old. /John Marconi/

- |                           |        |
|---------------------------|--------|
| 23-Jeff Grubbs/CCF        | 33:33  |
| 24-David Chairez/BC       | 33:36  |
| 25-Brian Barton           | 33:38  |
| 26-Gary Goyette/BC        | 33:41  |
| 27-Vince Mathews/CCF      | 33:46  |
| 28-Frank Krebs/BC         | 33:47  |
| 29-Doug Doi               | 33:48  |
| 30-Doug Rennie/BC         | 33:53  |
| 31-Dave Roeber/BC         | 33:55  |
| 32-Rick Edson/SoStr       | 33:56  |
| 33-Tim Jordan/40+         | 34:00* |
| 34-James Kuphaldt/CCF     | 34:03  |
| 35-Ernie Bell/SoTahoeTC   | 34:08  |
| 36-Bob Miller/CW          | 34:10  |
| 37-Ed Russell             | 34:15  |
| 38-Walt Howard/BC/40+     | 34:17* |
| 39-Larry Pugh             | 34:20  |
| 40-Jack Dixon/Quash       | 34:23  |
| 41-Russ Seyfried/Quash    | 34:30  |
| 42-Mark Brooks/CCF        | 34:57  |
| 43-David Price/SoTahoeTC  | 35:01  |
| 44-Chris Klein/GSF        | 35:03  |
| 45-Dan Helm/BC            | 35:06  |
| 46-Peter McCarry          | 35:07  |
| 47-Casey Culbertson       | 35:09  |
| 48-Stephen Fagundes       | 35:10  |
| 49-Dan Alarid/BC          | 35:14  |
| 50-Mike Adams/BC          | 35:31  |
| 51-Mike Kelly/FF          | 35:37  |
| 52-Gordon Rathbun         | 35:38  |
| 53-Karl Yamauchi          | 35:46  |
| 54-T. Andy Harris         | 35:51  |
| 55-Robert Bourbeau/BC/40+ | 35:55* |
| 56-Mark Murray/CCF        | 36:01  |
| 57-Ray Eddy               | 36:03  |
| 58-Mike Gourley/CW        | 36:05  |
| 59-Andy Wright/BC         | 36:09  |
| 60-Marty Bannon           | 36:19  |
| ***MASTERS***             |        |
| 65-Bob Seidner            | 36:42  |
| 67-Jack Jamieson          | 36:49  |
| 69-Jim Drake              | 36:55  |
| 75-Bruce Johnson/BC       | 37:30  |
| 78-John Ortiz             | 37:36  |
| 81-Herb Adams/BC/50+      | 37:44  |
| 87-Art Waggoner/BC/50+    | 38:36  |
| 101-Tom Smith             | 39:14  |
| 104-Perry Francis         | 39:25  |
| 110-Paul Reese/BC/60+     | 39:42  |
| 111-Bob Petter/BC         | 39:51  |
| ***WOMEN***               |        |
| 68-Kathy Adams/UW         | 36:54  |
| 93-Francie Negri/CCF      | 38:55  |
| 105-Rita Scalise/OPHIR    | 39:30  |
| 109-Jeanette Slingerland  | 39:39  |
| 112-Debbie Bispo          | 39:56  |
| 130-Karen Klopsch/CCF     | 40:33  |
| 144-Patricia Kuphaldt/CCF | 41:25  |
| 155-Kathy Pfeifer         | 42:00  |
| 157-Joan Reiss/BC/40+     | 42:04* |
| 159-Theresa Perrin/CCF    | 42:08  |
| 166-Susy Martinez/CCF     | 42:45  |

**SAN FRANCISCO MARATHON**

(July 13)

/San Francisco/ - Tony Ramirez of the Fresno Track Club led a field of 1940 finishers in a record assault as every men's division standard was broken! Tony's 2:18:15 broke defending champ John Moreno's 1979 mark of 2:18:54, as John finished a well-beaten second in 2:21:21 after having stayed even with Tony for most of the race. In the women's race, Joann Dahlkoetter of Portland, Oregon, destroyed Carol Young's record by over six minutes in registering the 19th best time ever by a U.S. woman at 2:43:20, and 17-year-old sensation Heike Skaden also was under the


old record at 2:49:44. Jim Bowers recorded an excellent 2:31:27 to win the masters division by well over 7 minutes! Pat Whittingslow bested a good over-40 women's field in recording a PR 3:07:29. There were team awards in each division, but none listed in the results. /Scott Thomason & John Brennan/

- |                          |          |
|--------------------------|----------|
| 1-Tony Ramirez/25/FTC    | 2:18:15  |
| 2-John Moreno/25/CW      | 2:21:21  |
| 3-John Mansoor/25/CCF    | 2:22:27  |
| 4-Ron Nabers/31/GSF      | 2:22:55  |
| 5-Brian Maxwell/27/GB    | 2:23:07  |
| 6-Steve Lawson/27/CM     | 2:24:39  |
| 7-Henry Barksdale/26     | 2:25:10  |
| 8-Chris Fletcher/22/AG2  | 2:25:24  |
| 9-Atkins Chun/25/GSF     | 2:26:32  |
| 10-Mike Fanelli/24/GSF   | 2:27:37  |
| 11-Gary Goettelmann/36   | 2:28:08  |
| 12-Coty Pinckney/24/GTC2 | 2:28:13  |
| 13-Mike Duncan/30/WVTC   | 2:28:24  |
| 14-Daryl Zapata/35/GSF   | 2:29:10  |
| 15-G. Canchola/24/Un     | 2:29:33  |
| 16-Tom Weir/27/AGRC      | 2:30:38  |
| 17-Bill Muller/26/NYRR   | 2:31:10  |
| 18-Mike Warr/19/VMRC     | 2:31:16  |
| 19-Jim Bowers/41/VMRC    | 2:31:27* |
| 20-Joe Loy/22/PA         | 2:32:14  |
| 21-Rudolfo Vega/22       | 2:32:26  |
| 22-Jeff Wall/38/ETC      | 2:32:26  |
| 23-Dan Williams/31/WR    | 2:32:39  |
| 24-Chris Hamer/21/WVTC   | 2:33:48  |
| 25-Mike Chambliss/31/BB2 | 2:33:53  |
| 26-Bill Tippets/29       | 2:33:54  |
| 27-Art Baudendistel/23   | 2:34:49  |
| 28-Brian Bjornson/25     | 2:35:06  |
| 29-Chris Klein/24/GSF    | 2:35:40  |
| 30-Ted Pawlak/24/WVJS    | 2:35:58  |
| 31-Mike Niemiec/30/WVTC2 | 2:36:05  |
| 32-Bill Clark/36/WVTC    | 2:36:13  |
| 33-David Kadish/27       | 2:36:15  |
| 34-Joseph Hurd/26/SS     | 2:36:33  |
| 35-Peter Christ/26/ETC   | 2:36:42  |
| 36-Vince Mathews/24/CCF2 | 2:36:54  |
| 37-Neil Berg/31/LMJS     | 2:36:57  |
| 38-Kevin Kirby/23/AGRC   | 2:37:05  |
| 39-Mark Brooks/18        | 2:37:09  |
| 40-Tom Reilly/38/LH      | 2:37:22  |
| 41-Doug Rennie/39/BC     | 2:38:37  |
| 42-Graham Bendrey/40/NZ2 | 2:38:53* |
| 43-Robert Dobson/33/PMK2 | 2:39:04  |
| 44-Joel Petersen/24/GSF2 | 2:39:27  |
| 45-Bob Hartley/35        | 2:39:50  |
| 46-Mike Allison/28/CNW   | 2:40:09  |
| 47-Jasper Kirkby/32      | 2:40:16  |
| 48-Paul Mallory/21       | 2:40:25  |
| 49-Mark Murray/17/CCF    | 2:40:26  |
| 50-David Chairez/20/BC   | 2:40:27  |
| 51-Phil Leboit/26/CW     | 2:40:53  |
| 52-Reginald Bedell/32    | 2:40:58  |
| 53-John Sheehan/26/AGRC2 | 2:41:00  |
| 54-Dave Stevenson/27     | 2:41:01  |
| 55-Wayne Horiuchi/28     | 2:41:06  |
| 56-Joe Gassman/40        | 2:41:09* |
| 57-Ted Wile/30           | 2:41:11  |
| 58-Dick Leutzinger/41    | 2:41:16* |
| 59-Bill Boggs/33/RR      | 2:41:28  |
| 60-Don Arde/41/TAM       | 2:41:36* |
| 61-Walt Basinger/30/PMK2 | 2:41:38  |
| 62-Bill Blair/42         | 2:41:48* |
| 63-Jim Bevins/42         | 2:41:57* |
| 64-Juan Garcia/21/Mex    | 2:42:03  |
| 65-Stephen Sidney/31     | 2:42:06  |
| 66-Steve Nygaard/22/CRC2 | 2:42:11  |
| 67-Eric Ivary/33/LMJS    | 2:42:17  |
| 68-Win Swafford/17/CCF   | 2:42:22  |
| 69-Ed Forand/32/ETC      | 2:42:30  |
| 70-Ken Benjamin/36/DDS   | 2:42:42  |
| 71-Henry Tushar/24/CRC   | 2:42:43  |
| 72-Donald Huff/44/PMK    | 2:42:44* |

...continued on next page...

(San Francisco Marathon...)

73-Martin Jones/37/VM	2:42:46
74-Peter Craig/27/USSW2	2:42:49
75-Jay Cook/40/WVTC	2:42:51*
76-Leonard Gilliana/302	43:05
77-Richard Look/32	2:43:08
78-Rich Henderson/35	2:43:16
79-Joann Dahlkoetter	2:43:20F
80-David Nieman/30/HMR2	2:43:31
81-Glenn MacDougall/252	43:34
82-Gil Brooks/25/CW	2:43:34
83-Thomas Browne/19	2:43:40
84-Kenny Warde/30	2:43:46
85-Pages Youngman/28	2:43:57
86-David Parish/25	2:43:59
87-Bill Peck/40/BTC	2:44:01*
88-Stan Newton/21	2:44:09
89-Bob Stephenson/32	2:44:28
90-Robert Butsic/34	2:44:28
91-Ralph Bowles/43	2:44:41*
92-Sal Vasquez/40/PMK	2:44:47*
93-Dan Mitchell/21	2:44:49
94-Robert Vizaz/33	2:45:02
95-Park Samuelson/26	2:45:25
96-Ross Rowley/31/GSF	2:45:30
97-Eric Mitchell/18	2:45:30
98-Glenn Magark/29/CAN2	46:08
99-Fassil Fessaha/25	2:46:20
100-John Rupp/34/STC	2:46:36
101-Keith McDaniel/25	2:46:41
102-James Jacobs/25	2:46:44
103-Gustavo Garcia/22	2:46:45
104-Steve Daniels/22	2:46:47
105-Reginald Humcy/31	2:46:59
106-Gary Halford/35	2:47:09
107-Gabriel Garcia/27	2:47:17
108-Rae Clark/28/WVTC	2:47:31
109-Bill Cherry/30/NY	2:47:34
110-Larry Danic/39	2:47:44
111-Phil Armstrong/29	2:47:52
112-Tony Chan/26/AJC	2:48:23
113-Harold Knutson/39	2:48:29
114-Walt Bortz IV/21	2:48:34
115-Robert Erlich/19	2:48:36
116-Jerry Willis/27	2:48:40
117-Dave Carlsen/27/NV	2:48:48
118-David Engle/32	2:48:53
119-Harry Ahead/48/CN2	48:57*
120-Carlo Zaporolli/27	2:49:02
121-Rudy Hewitt/30/CRR	2:49:04
122-Bernard Fridman/30	2:49:05
123-Art Riggs/35	2:49:05



Pat Whittingslow won S.F. Marathon women's 40+ division by 6 minutes. /John Sheretz/

124-Darryl Beardall/43	2:49:06*
125-Matthew Bruni/23	2:49:10
126-Ted Levine/31	2:49:11
127-Tracy Brown/51/CCAC2	49:27*
128-Bob Cooper/26/WDS	2:49:29
129-Richard Berne/31	2:49:33
130-Heike Skaden/17/BC	2:49:44F
131-Anthony Flores/29	2:49:46
132-Steve Piles/24	2:49:46
133-Dete Kraus/37/WVJS	2:49:47
134-Guy Pelham/30	2:49:52
***MASTERS***	
135-Rudy Escobedo/40/TR2	50:12
141-Bob Malain/53/BC	2:50:55
147-Jim Brusstar/44/WV	2:51:42
150-Dave Clark/41	2:52:01
155-Ron Smith/47/SDTC	2:52:56
158-Theo Jones/41/PMK	2:53:36
165-Michael Coke/42/CS	2:54:36
182-Flory Rodd/56/DSE	2:55:54
185-Bob Ward/40	2:56:00
190-K. Nelson/51/MSMB	2:56:12
191-Bernd Hollander/44	2:56:22
195-Tom Laris/40/SSC	2:56:34
199-Jim Hughes/43/KJ	2:56:40
201-Richard Keene/42	2:56:54
205-Lee Bunell/46/SWET2	57:14
209-Larry Schaleger/45	2:57:24
***WOMEN***	
254-Denise Bigelow/18	3:00:17
269-Geri Volk/17/STC-WA3	01:39
273-Molly Thayer/37	3:01:58
279-Florianne Harp/32	3:02:20
315-Francie Negri/18	3:04:34
322-Deborah Bispo/22/BC3	04:57
329-Judy Leydig/29/WVTC3	05:12
368-Pat Whittingslow/403	07:29*
370-Sue Brusher/26/WVTC3	07:30
384-Peggy Lavelle/19	3:08:12
392-Jane Sowersby/29/WV3	08:31
432-Twyla Willis/27	3:10:28
436-Paula Ramirez/22	3:10:34
461-Kim Hamer/20/WVTC	3:11:36
478-Alexis Fischer/32	3:12:26
484-Pauline Stevens/33	3:12:40
497-Maryann Champagne	3:13:14
501-Linda Skinner/32	3:13:23
507-Joan Reiss/43/BC	3:13:32*
508-Leann Knedler/20	3:13:35
511-Carol Hewitt/32/LVR3	13:49
517-Ragna Zanger/36/PMK3	14:02
523-Maria Serrano/33/WV3	14:12
524-Diane Young/37	3:14:18
535-Heidi Skaden/42/BC	3:14:49*
***MASTERS WOMEN***	
573-Joan Ulyot/40/WVTC3	16:47
757-Lucy Shapiro/41/WV	3:25:58
804-Una Pierce/41/SDTC	3:27:47
858-Ruth Anderson/50/NCS3	29:37
972-Betsy White/42/WVTC3	34:34


● MARIN HEADLANDS RACE ●  
(July 20)

/Ft. Cronkite/ - WVTC's Rod Berry outdistanced strong competition as 300 completed this year's slightly altered 7-mile course on very hilly terrain. Brian Maxwell placed second only a week after running the S.F. Marathon as a strong work-out. Berry's teammate, Bonnie Storm, beat Dipsea winner Donna Andrews for the women's title, while another WVTC'er, Tim Rostege, grabbed the over-40 race by over a minute margin. Camino West nipped host Tamalpa, 41 to 59, for a hotly contested team title. Tamalpa did manage to win the women's team title, 709-783 over the NorCal Srs. /K. Tuinsing/

1-Rod Berry/20/WVTC	37:43
2-Brian Maxwell/27/GBTC	39:16
3-Roy Heglund/24/CW	39:20
4-Tom O'Neil/21/CW	39:28
5-Bob Love/19/CW	39:51
6-Dan Anderson/28/CTC	40:22
7-Mike Warr/19/MR	40:29
8-Rich Govi/28/TAM	40:38
9-Steve Ottaway/27/TAM	40:41
10-Russ Knudsen/25/TAM	40:48
11-Kevin O'Connor/18/CW	41:24
12-Joe Ryan/34/TAM	41:25
13-Virginio DeAraujo/28	41:32
14-Gerardo Canchola/27/SF	41:38
15-Greg Mandanis/21/WDS	41:42
16-Rusty Knowles/17/MR	41:46
17-Hal Schulz/22/WVTC	42:30
18-Bob Miller/24/CW	42:41
19-Tim Barry/16/DVTC	42:52
20-Chris Johnson/30/TAM	43:03
21-John Hoch/18/CW	43:12
22-Tim Rostege/40/WVTC	43:22*
23-Dave Shea/17/CTC	43:27
24-Wolf Gouberg/35	43:39
25-David Gowen/34	43:47
26-Harrison Gunther/26	43:51
27-Kyle Kesser/18/CTC	43:52
28-David Hansell/15/DVTC	43:53
29-Dave Lawler/18/CTC	43:55
30-Doug Doi/17	43:58
31-Kees Tuinsing/32/TAM	44:15
32-Darryl Beardall/43/Un	44:15*
33-Roger Daniels/44/TAM	44:23*
34-Ed Russell/21/IR	44:27
35-Ron Jacobs/20	44:28
36-Joaquin Fritz/27/TAM	44:29
37-Peter Laskier/36/TAM	44:45
38-Peter Eisenberg/34/TAM	44:55
39-Russell Black/26/WR	45:05
40-Bruce LaBelle/24/AGRC	45:08
41-Bert Botta/41/TAM	45:11*
42-Steve Mayberry/16/CTC	45:11
43-Bruce Von Borstel/34	45:17
***MASTERS***	
44-Nik Epanchin/41	45:20
47-Russ Kiernan/42/TAM	45:40
49-Michael Coke/42	46:11
61-Orin Dahl/44	47:27
64-Jim Moore/44	47:47
77-Walter Williams/43/WVJ	48:43
82-Rich Clark/42	49:19
86-Don Pickett/52/TAM	49:46
92-Gene White/45	50:19
95-Hans Roenau/52/TAM	50:46
***WOMEN***	
80-Bonnie Storm/35/WVTC	48:51
91-Donna Andrews/39/TAM	50:15
98-Vicki Maxwell/22/GBTC	50:53
122-Hilary Naylor/33/BRR	53:27
138-Barbara Magid/37/TAM	54:20
140-Marion Irvine/50/NCS	54:23*
145-Heide Swan	54:48
150-Joan Don/42/NCS	55:07*
152-Marty Maricle/47/NCS	55:22*
157-Barbara Levy/33/TAM	55:34
158-Jennifer Biddulph/15	55:34

● WHARF TO WHARF ●  
(July 27)

/Santa Cruz to Capitola/ - Records tumbled at this year's edition of the popular run that starts at the Santa Cruz Boardwalk and ends at the Capitola Wharf. There were nearly several thousand finishers but we only got printed results for the top 500 or so, and many of those didn't have finish times because of chute backup. John Moreno won a very competitive race over Ron Fritzke and several others



New master, Tim Rostege, won the Marin Headlands Run, besting Darryl Beardall by nearly a minute. /John Sheretz/

in a sizzling 27:22.8, breaking Duncan Macdonald's & Mike Ruffatto's 27:38 record over the rolling but fast 5.816 mile course (4:42/mile)... that works out to a 29:12 for 10K! Fritzke's 27:29 was not far back, and Tony Ramirez also was under the old mark with his 27:33. In fact, the race was so fast that 13 runners got under 28 minutes (only two did that in 1979)! The first 31 finishers averaged 5 minutes per mile or faster. On the women's side, Michelle Aubuchon destroyed Sue Munday's 33:09 (equivalent to 35:25 for 10K) with a great 32:05 effort (34:17 10K pace). Surprise second-placer was Barbara Meihaus of Merced, but no time was recorded for her or any other woman except fifth-placer Denise Bigelow, who did 35:21. Just-turned-40 Tom Laris, getting back into top form once again, blitzed Ralph Bowles' 30:34 standard with a 29:48 effort (5:07/mile), with Tim Rostege's 30:27 also under the old record. Vicki Bigelow was top masters woman (no time available). /Mark McConnel/

1-John Moreno/25/CW	27:23
2-Ron Fritzke/CW	27:29
3-Tony Ramirez/25/FTC	27:33
4-Dan Harvey/CW	27:40
5-Dan Gruber/AGRC	27:42
6-Rick Gentry/CW	27:49
7-Benton Hart/WVTC	27:54
8-Danny Grimes/HSU	27:54
9-Lou Patterson/SUB-4	27:58
10-Pete Sweeney/AGRC	27:59
11-Brian Maxwell/GBTC	27:59
12-Mike Porter/WVTC	27:59
13-Dan Aldridge/SUB-4	28:00
14-Jim Hartig/FTC	28:13
15-Ted Quintana/AGRC	28:17
16-Manny Bautista/CPSLO	28:21
17-Eric Huff/CPSLO	28:35
18-Rob Wentworth	28:36
19-Paul Gyorey	28:37
20-Wayne Hurst/WVTC	28:38
21-Jay Marden/17/WVTC	28:40

...more on next page...



Tom Laris won the masters division at the Wharf to Wharf and Dammit Runs over Tim Rostege. /John Sheretz/

(Wharf to Wharf, Cont'd...)

22-John Sup/UCB	28:41
23-Robert Love/CW	28:42
24-Randy Horney/CW	28:48
25-Dirk Rohloff/AGRC	28:50
26-Chris Klein	28:53
27-Bill Seaver/WVTC	28:55
28-Mike Smith/CNW	28:57
29-Hugh Stahl/PW	29:00
30-Scott Thornton/HSTC	29:05
31-Dan Cruz/PW	29:09
32-Gary Romesser/AGRC	29:09
33-Tom Kearcher	29:11
34-Dave Boyet/AGRC	29:19
35-Mark Gyorey	29:20
36-Kevin O'Connor/CW	29:25
37-Greg Brock/WVTC	29:34
38-Gary Goettelmann	29:38
39-Bill Wagstoffel	29:41
40-Dirk Rohloff(see #25)	29:44
41-Tony Munoz	29:47
42-Tom Laris/40/SSC	29:48*
43-Atkins Chun/GSF	29:50
44-Harold Huff	29:53
45-Daryl Zapata/GSF	30:03
46-David Grimes	30:07
47-Chris Cole	30:08
48-Larry Elder	30:10
49-Paul Sechrist	30:10
50-Brian Gieser/AGRC	30:14
51-Gilbert Munoz	30:14
52-Andy Takaha/CW	30:15
53-Tim Killeen	30:22
54-Haywood Norton	30:23
55-Peter Dolan	30:25
56-Tim Rostege/40/WVTC	30:27*
57-Arthur Vedder	30:28
58-Alex Gonzales	30:30
59-Jake White/WVJS	30:35
60-Greg Lovercamp	30:36
61-Andre Dunkell	30:37
62-John Hoch/CW	30:38
63-Joe Becerra/ETC	30:42
64-Oscar Sweeney	30:43
65-Mike Emry/CW	30:44
66-Michael Ernst	30:48
67-Glynn Wood	30:49*
68-McCollum/AGRC	30:50
69-Chris Cummings	30:54
70-Robert Rupprecht	30:55
71-David Parish	30:56
72-Mike White	30:57
73-Jack Dixon	30:59
74-Robert Wellick/WVTC	31:00*
75-John Hellman/UCSC	31:05

76-Mike Lisawski	31:06
77-Steve Palladino/CW	31:06
78-Steve Stark	31:07
79-Glen Walder	31:10
80-Albert DeLaTorre	31:11
81-Roger Bryan/WVTC	31:12*
82-William Dunn	31:13
83-George Delucchi	31:13
84-Dave Stock	31:14
85-Charles Freeman	31:14
86-Russell Seyfried	31:15
87-Phillip Leboit	31:16
88-Amol Saxena	31:19
89-Emery Mitchello	31:19
90-Dave Lopez	31:20
91-Sam Castillo	31:21
92-Richard Herzog	31:22
93-David Kadish	31:23
94-Dan Dierken	31:25
95-Ed Lopez	31:28
96-Todd Baker	31:28
97-Bob Sigl	31:29
98-Jim Doran	31:30
99-Gary Grellman	31:31
100-Walter Radloff	31:34
101-Ron Gomez	31:35
102-Paul McClure	31:36
103-Stan Newton	31:36
104-Renee Reis	31:40
105-Jim Kaspari	31:42
106-Danilo Magno	31:43
107-Rogelio Gonzales	31:45
108-Ed Shea	31:47
109-Jim O'Shea	31:49
110-Mark Driscoll	31:51
111-Joe Petersen	31:56
112-Manny Mahon/WVJS	31:57
113-John Semler	31:58
114-Michael Lotter	31:58
115-Len Thornton/HSTC	32:02*
***MASTERS***	
120-Bonham Russell	32:08
155-Walt Van Zant/WVJS	33:15
165-Bill Bugler/PMK	33:25
186-Bill Bachrach/WVTC	33:46
204-Carlos Saldivar	nt
205-Larry Worth	nt
209-Ken Allen	nt
217-Ed Dally/49/WVTC	nt
236-Everett Riggle	nt
237-Malcolm Stewart	nt
242-Walter Williams/WVJS	nt
243-Mike Paradis	nt
246-John McCrillis/TRAC	nt
255-Michael Clark	nt
256-Bob Blonder/RCRC	nt
260-E.R. Silver	nt
***WOMEN***	
1-Michele Aubuchon/CSH	32:05
2-Barbara Meihaus	nt
3-Tena Harms/AGRC	nt
4-Leslie McMullin	nt
5-Denise Bigelow/AGRC	nt
6-Diane Gong/GSF	nt
7-Vicki R-Maxwell/GBTC	nt
8-Bonnie Storm/WVTC	nt
9-Kathy Way	nt
10-Jolie Houston/AGRC	nt
11-Vicki Bigelow/AGRC/40+	nt*
12-Bridget Flynn	nt
13-Carla Bressler	nt
14-Amy Haberman	nt
15-Carol Dickinson	nt
16-Diane Young	nt
17-Sue Grigsby	nt
18-Gretchen Guelich	nt
19-Roberta Miller	nt
20-Debbie Farnyriar	nt
21-Ann Bertucci	nt
***MASTERS WOMEN***	
23-Susan Trott	nt
29-Judy Deresin	nt
55-M.A. Marille	nt
68-Betsy F-Smith	nt

ROUND TIBURON RACE (Aug. 3)

/Tiburon/ - Stanford star Rod Berry, who just two weeks earlier had shattered the course record for the tough Marin Headlands Race, and John Moreno, who the previous week had set a record and beaten an elite field at the Wharf to Wharf, took joint command from the opening gun, toured the course in a record-breaking 41:02, and finished in an intentional tie. Mike Ruffatto had the old mark, set last year in 41:06. (See cover photo for shot of Berry & Moreno winning.) Tena Anex-Harms was spectacular in averaging 6:01 per mile over the 8½-mile loop, smashing Elaine Miller's two-year-old standard of 53:29 with a 51:03. Sister Marion Irvine lowered her own masters record and seems to be running better now that she's turned 50. Her 55:03 cut 1:36 from last year's mark. Jim Bowers also lowered his course record for masters with a 44:22, ten seconds better than last year, and beat hot Tom Laris' 45:01, although Tom said later he wasn't even aware there was another master ahead of him at the time. The Aggies won both mens and womens team titles at what had been billed as the "Mid-Summer Team Championships" by the promoter...525 finished under 65' and sunny skies. /Don Capron/	
1-Rod Berry/20/WVTC	41:02
(tie) John Moreno/25/CW	41:02
3-Bill Britten/25/AGRC	41:16
4-Roy Hoglund/24/CW	41:50
5-Wolfgang Schmulewicz	41:54
6-Denis O'Halloran/26	41:55
7-Rich Langford/26/AGRC	42:17
8-Pete Sweeney/25/AGRC	42:29
9-Bill Seaver/30/WVTC	42:52
10-Hal Schulz/22/WVTC	43:05
11-Russ Knudsen/25/TAM	43:11
12-Ray Cook/17	43:28
13-Bob Darling/31/ETC	43:28
14-Bill Devine/19	43:34
15-John Sheehan/26/AGRC	43:35
16-Joe Anex/18/AGRC	43:44
17-Steve Palladino/24/CW	43:47
18-Justin Tyme/22	43:58
19-Gerardo Canchola/24	44:10
20-Ed Schelegle/26/AGRC	44:21
21-Jim Bowers/41/VMRC	44:22*
22-Dan Anderson/28/CTC	44:31
23-Steve Howard/19	44:47
24-Virginio DeAraujo/28	44:54
25-Tom Laris/40/SSC	45:01*
26-Bob Miller/23/CW	45:23
27-Tim Killeen/22/AGRC	45:29
28-Rick Harbaugh/20	45:43
29-Oscar Sweeney/26/AGRC	45:52
30-Jim Kaspari/18	45:55
31-Lester Mina/27/CW	45:56
32-Kevin Kirby/23/AGRC	46:11
33-Jeff Johnston/28/TAM	46:18
34-Danny Urtiaga/31/CTC	46:20
35-Dave Anderson/17/CTC	46:23
36-Robert Govi/18/TAM	46:27
37-Stacy Geiken/25	46:30
38-Larry Hayden/23	46:39
39-Tom Weir/28/AGRC	46:51
40-Chris Johnson/30/TAM	47:03

41-Joaquin Fritz/27/TAM	47:08
42-Jay Gehrig/29/ETC	47:16
43-Mike McCollum/17/AGRC	47:19
44-Grae Van Hooser/20	47:38
45-Phillip Duncan/17/CTC	47:41
46-Phillip LeBoit/26	47:46
47-Tom Bennett/32	47:48
48-Jim Rice/17	47:49
49-Mitchell Greenberg/28	48:18
50-James Moore/33/ETC	48:21
51-Mike Jones/18	48:23
52-Don Ardell/42/TAM	48:27*
53-Gerry Miller/39	48:29
54-Rich Henderson/35	48:33
55-Larry Guinee/17/CTC	48:43
56-Doug Ehrenberg/21	48:44
57-Peter Laskier/36	48:45
58-Dave Houston/36	48:54
59-Bill Catanese/42/MW	49:10
60-Allen Estes/26	49:20
***MASTERS***	
67-Don Huff/44	49:57
68-Phil Hager/43/MW	49:58
79-Mike Coke/42	51:02
102-Arnold Schultz/43	52:46
103-Frank Hunt/41	52:49
115-E.F. Curran/41	53:42
120-Doug Basham/44	54:13
121-Dick Hayden/42/TAM	54:17
124-Phil Larson/47	54:21
***WOMEN***	
80-Tena Harms/23/AGRC	51:03
108-Denise Bigelow/18/AGRC	53:17
109-Lauri Hoffman/18	53:18
119-Kathy Robertson/21	54:09
126-Sarah Sweeney/20	54:29
129-Donna Andrews/39/TAM	54:34
130-Jolie Houston/24/AGRC	54:35
138-Marion Irvine/50/NCS	55:03*
139-Amy Haberman/25	55:12
140-Florianne Harp/32/TAM	55:12
147-Jan Wambaugh/28	55:39
149-Jane Sowersby/29/WVTC	55:43
157-Sharon Jordan/24	56:18
***MASTERS WOMEN***	
167-Marlys Hayden/46/TAM	57:02
204-Joan Don/42/NCS	59:05
214-Marge Gerrity/43	59:33
236-Lilian Woodward/44/NCS	61:03



Tena Harms set a course record at Tiburon (shown here at 1977 SF Marathon). /Dennis O'Rourke/

**DAMMIT RUN**  
(Aug. 23)

/Los Gatos/ - This year's 7th Annual event featured a new, longer course (5.8 Mi.), with a longer hill in the middle of the run too! The change was made out of necessity. Last year's race was 5.59 miles. Benton Hart has moved back to the Bay Area (Modesto actually) from a year in Eugene and showed he's as tough as ever by winning in 31:19 over Mike Smith of Club NW (by way of Newark H.S.), who notched a 31:32. Judy Fox was in a race by herself as her 37:11 beat runnerup Amy Haberman by over 3½ minutes! The masters men and males under 14 ran in the same race as the women, and Judy came in fifth overall in that heat (the other heat was composed of men of age 14 and over...up to 39). Tom Laris raced to a fine 33:34 in topping Tim Rostege, who had a 34:25, for the masters title. A total of 687 finished both races. /Los Gatos A.A./


1-Benton Hart/WVTC	31:19
2-Mike Smith/CNW	31:32
3-Justin Tyme/AGRC	31:43
4-Coty Pinckney	31:51
5-Peter Doland	32:02
6-Mike Engleman/WVTC	32:05
7-Bob Love/CW	32:07
8-Bill Clark/WVTC	32:08
9-Greg Jenkins/AA	32:16
10-Joe Salazar	33:06
11-Dave Stock/SCatalina	33:30
12-Chris Kadoch	33:36
13-Gonzalez	33:41
14-Todd Baker/PW	34:16
15-Tom Dorst	34:18
16-Jeff Conling/LVRC	34:18
17-Diaz	34:44
18-Stan Newton	34:44
19-Jim Kaspers/AGRC	34:48
20-Brad Zamczyk/WVTC	34:55
21-Munoz	35:03
22-Amol Saxena	35:16
23-Jim Kearns	35:23
24-Steve Castro	35:26
25-Zaragosa	35:29
26-Sharp	35:33
27-Jim D ran/WVJC	35:33
28-Sezlard/CPRC	35:43
29-Johnson/LG	35:49
30-Tom Kuhl/SFRRC	35:53
31-Paredes/CPRC	36:01
32-Andrew Hyde	36:08
33-Chris Castro	36:10
34-Robert Feist	36:18
35-Walter Radloff	36:25
36-Brad Armstrong	36:25
***MASTERS***	
1-Tom Laris/40/WVTC	33:34
2-Tim Rostege/40/WVTC	34:25
3-Ulrich Kaempff/49/WVTC	35:51
4-Carlos Saldivar	36:16
5-Mike Paradis	38:15
6-Malcolm Stewart	38:36
***WOMEN***	
1-Judy Fox/39/WVTC	37:11
2-Amy Haberman	40:45
3-Gail Campbell/WVJS	40:55
4-Kelly Brogan	41:11
5-Powell	41:30
6-Eberly	42:58
13-Ruth Anderson/50/NCS	44:21*

**BUFFALO STAMPEDE**  
(Sep. 14)

/Sacramento/ - Jaime White bested 1979 champ Rich Langford by 1:26 in setting a new course record that should be safe for a few years: 49:07. Langford was 3 seconds slower than his 1979 winning time. Rita Scalise beat Heike Skaden, 61:18 to 61:51, in setting a new women's standard. Heike had set a new NorCal women's marathon mark the week before at the Nike Marathon in 2:43 flat (we now have reports that she is out with a stress fracture). Rita's mark was a full 20 minutes better than Candy Hearn's old record. Abe Underwood nipped Bob Bourbeau by 12 seconds to win the masters division in 57:57, while Karen Frincke's 73:28 was the top mark by a woman over 40...a total of 493 completed the 10-mile out-and-back course.

/Eisenbud/

1-Jaime White	49:07
2-Rich Langford/AGRC	50:33
3-Gus Rojas	52:57
4-Adam Ferreira	53:22
5-Dan Donohue	53:46
6-John Shoemaker	53:57
7-Steve Nygaard	54:11
8-Randy Sturgeon	54:21
9-Frank Krebs/BC	54:24
10-Fred Frank	54:42
11-Bill Tippets	55:10
12-Doug Rennie/BC	55:21
13-Mike Cunningham	55:23
14-Brian Barton	55:25
15-Rich Schabowski	55:37
16-David Maldonato	55:48
17-Chris Hadley	55:55
18-Stephen Fagundes	56:04
19-Ralph Knerg	56:12
20-Gordy Vredenburg	56:14
21-Karl Yamauchi	56:33
22-Steve Daniels	57:02
23-Dan Alarid	57:03
24-Steve Beach	57:07
25-Mike Larson	57:07
26-Chuck Nichols	57:13
27-Vince Mathews	57:30
28-Tom Adorno	57:31
29-Don Faith	57:47
30-Abe Underwood/BC	57:57*
31-Rick Edison	57:58
32-Ross Rowley/GSF	57:59
33-Robert Curley	58:03
34-T. Andy Harris	58:06
35-Bob Bourbeau/BC	58:09*
36-Russell Cohen	58:20
37-Lucas Munoz	58:21
38-Casey Cubertson	58:24
39-Mike Daigle	58:28
40-Dwight Miller	58:38
***MASTERS***	
43-Bob MaTain/BC/50+	58:55
57-David Ragsdale	60:12
58-Jon Shelgren	60:16
75-Dan Halvorson	61:58
83-Jim Morris	62:30
103-Dave Waco	63:49
***WOMEN***	
68-Rita Scalise	61:18
73-Heike Skaden/BC	61:51
99-Krista Roberts	63:30
104-Bev Marx	63:50
137-Candy Hearn/OPHIR	66:12
157-Kathy Pfiefer	66:53



Abe Underwood was masters winner at Buffalo Stampede 10-Miler. /Jim Engle Photo/

**LATE GNUS**



gnu (4 1/2 ft. high at shoulder)

We've printed all the results we've got to date, so we're finally caught up. It may seem like some of the results in the current issue are "old", but we don't always get them in a timely manner for printing. -- Word from the Humboldt Redwoods Marathon that Jim Bowers set a new PA Masters Record of 2:22:25 (or thereabouts) in winning the race! Mike Duncan set a PR of 2:25:55 or so in finishing runnerup. Bernd Heinrich, who was just 2 months short of 40 when he ran his 2:22:36 at West Valley in February, will not challenge Jim in the future, as he's now in New England. -- As it stands right now, the West Valley Marathon will not be held this February, primarily for lack of a meet director. After 10 years, your editor finds he really needs the time for other things. This decision may change if we find a capable director, but the field will probably still be limited (invitational, based on strict qualifying times like this year). Send a S.A.S.E. to NCRR if you want confirmation.□

# 1981

## LDR Race Schedule Handbook

Complete Race Information  
Club Directory

\$2.00 by mail

P.O. Box 727  
Alamo, CA  
94507